SECURITIES AND EXCHANGE COMMISSION
Protecting Investors in the Capital Markets

GRZ Bonds Secondary Market Trade Summary Report

Date

Wednesday, 15 July 2026

K478.3M
Total Nominal Value

K540.0M
Total Market Value

39
Number of Trades

Consideration and Nominal Value

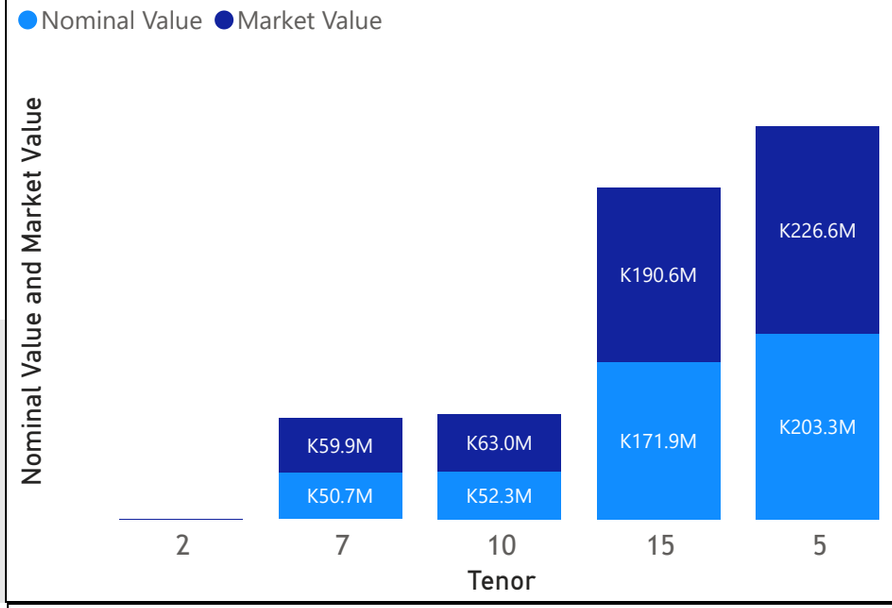

Range of Trade Prices (ZMW)*

Tenor	Min	Max
2	104.72	104.72
5	99.79	111.66
7	81.72	141.58
10	85.40	149.66
15	83.49	110.01

Range of Yields Rates*

Tenor	Min	Max
2	16.00	16.00
5	14.83	17.00
7	12.80	17.90
10	15.50	17.50
15	15.50	22.40

Market Value YTD

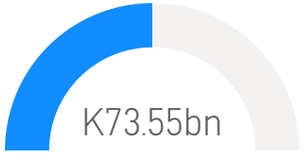

Nominal Value YTD

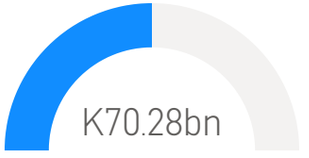

YTD trades



No. of Trades by Tenor

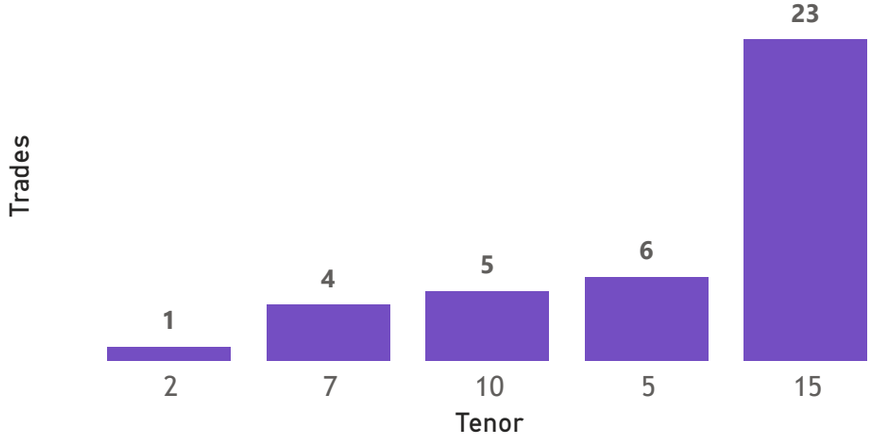

Primary Market June 2026 Auction

Tenor	Cut- Off Yield Rate	Coupon Rates	Range of Successful Yield Rates
2 Years	14.25	14.25	10.0000 – 14.2500
15 Years	17.50	17.59	12.5000 – 17.5000
10 Years	16.50	16.60	14.0000 – 16.5000
3 Years	14.50	14.50	5.0000 – 14.5000
7 Years	15.80	16.00	5.0000 – 15.8000

*Disclaimer: This content is prepared from information received by the Commission through third-party reports. The range of prices by tenor and range of yields by tenor are based on dealer submissions. The content is indicative and intended for informational purposes only and shall not in any way be deemed to be investment advice, guidance or recommendation of the SEC. Users are responsible for making investment decisions and are advised to obtain independent professional advice before acting on or using this information.

SECURITIES AND EXCHANGE COMMISSION
Protecting Investors in the Capital Markets

GRZ Bonds Secondary Market Trade Summary Report

ISIN Code	Coupon Rate	Issue Date	Maturity Date	Trade Date/ Valuation Date	Years To Maturity	Nominal Value	Market Value	Min Trade Price	Max Trade Price	Min Yield	Max Yield
ZM1000007535	18.99	22/12/2025	22/12/2040	15/07/2026	14	K350,000.00	K303,180.26	86.62	86.62	22.40	22.40
ZM1000005257	14	03/05/2022	03/05/2037	10/07/2026	10	K182,000.00	K200,210.25	110.01	110.01	18.50	18.50
ZM1000005919	14	21/08/2023	21/08/2038	07/10/2026	11	K240,000.00	K202,453.17	84.36	84.36	18.41	18.41
ZM1000005919	14	21/08/2023	21/08/2038	10/07/2026	12	K240,000.00	K202,453.17	84.36	84.36	18.41	18.41
ZM1000005919	14	21/08/2023	21/08/2038	13/07/2026	12	K240,000.00	K202,548.22	84.40	84.40	18.40	18.40
ZM1000001967	14	26/11/2012	23/11/2027	10/07/2026	1	K84,000.00	K73,792.17	87.85	87.85	17.90	17.90
ZM1000004748	14	22/03/2021	22/03/2036	10/07/2026	9	K370,000.00	K309,673.23	83.70	83.70	17.90	17.90
ZM1000005612	14	23/01/2023	23/01/2038	10/07/2026	11	K101,000.00	K88,436.77	87.56	87.56	17.90	17.90
ZM1000005802	12	26/06/2023	26/06/2030	10/07/2026	3	K235,800.00	K192,687.43	81.72	81.72	17.90	17.90
ZM1000007592	18.79	26/01/2026	26/01/2041	13/07/2026	14	K146,600,000.00	K167,022,613.24	104.53	106.43	17.55	17.90
ZM1000005851	14	24/07/2023	24/07/2038	10/07/2026	12	K178,000.00	K151,592.99	85.16	85.16	17.70	17.70
ZM1000007113	20	27/05/2025	27/05/2040	10/07/2026	13	K195,000.00	K171,023.45	87.70	87.70	17.70	17.70
ZM1000004672	13	25/01/2021	25/01/2031	10/07/2026	4	K293,000.00	K258,638.89	88.27	88.27	17.50	17.50
ZM1000006032	14	27/11/2023	27/11/2038	15/07/2026	12	K630,000.00	K537,831.96	83.49	83.49	17.26	17.26
ZM1000006503	25.75	22/07/2024	22/07/2034	10/07/2026	8	K893,000.00	K1,336,464.18	149.66	149.66	17.03	17.03
ZM1000007147	16.5	23/06/2025	23/06/2030	15/07/2026	3	K465,064.00	K464,105.60	99.79	99.79	17.00	17.00
ZM1000005760	14	29/05/2023	29/05/2038	15/07/2026	11	K571,000.00	K499,806.01	87.53	87.53	16.80	16.80
ZM1000005810	13	26/06/2023	26/06/2033	10/07/2026	6	K822,500.00	K702,408.52	85.40	85.40	16.80	16.80
ZM1000007220	19	21/07/2025	21/07/2035	15/07/2026	9	K50,000,000.00	K60,362,949.32	111.51	111.51	16.50	16.50
ZM1000005828	14	26/06/2023	26/06/2038	10/07/2026	11	K260,000.00	K228,077.71	87.72	87.72	16.48	16.48
ZM1000003872	14	23/04/2018	23/04/2033	14/07/2026	6	K20,000,000.00	K18,776,312.33	90.70	90.70	16.30	16.30
ZM1000002262	14	01/09/2014	28/08/2029	10/07/2026	3	K287,000.00	K276,137.37	96.22	96.22	16.15	16.15

Disclaimer: This content is prepared from information received by the Commission through third-party reports. The content is indicative and intended for informational purposes only and shall not in any way be deemed to be investment advice, guidance or recommendation of the SEC. Users are responsible for making investment decisions and are advised to obtain independent professional advice before acting on or using this information.