SECURITIES AND EXCHANGE COMMISSION
Protecting Investors in the Capital Markets

GRZ Bonds Secondary Market Trade Summary Report

Date

Tuesday, 14 July 2026

K146.6M
Total Nominal Value

K164.1M
Total Market Value

44
Number of Trades

Consideration and Nominal Value

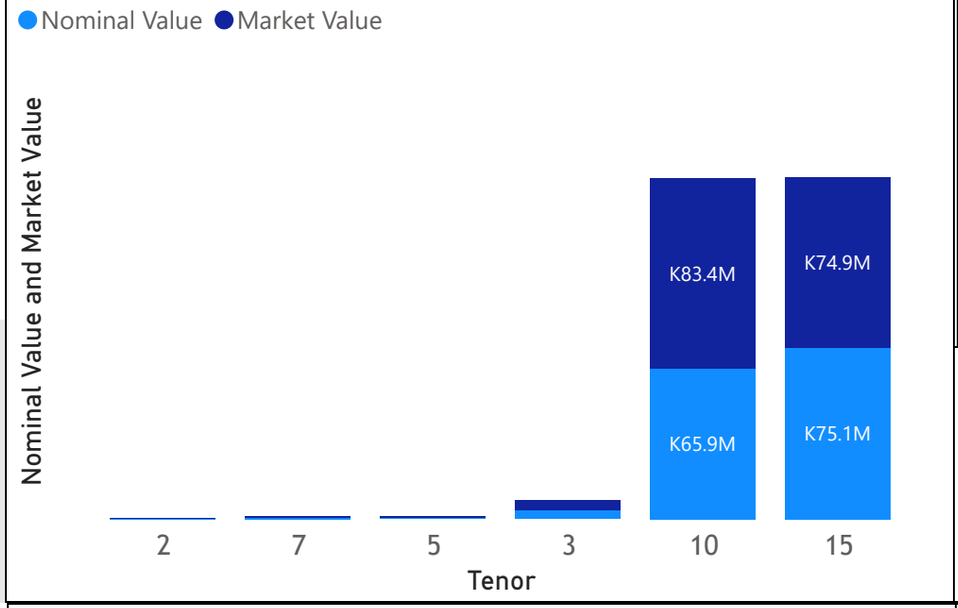

Range of Trade Prices (ZMW)*

Tenor	Min	Max
2	96.85	96.85
3	101.33	109.73
5	91.64	95.55
7	103.32	103.32
10	81.41	155.63
15	81.41	115.26

Range of Yields Rates*

Tenor	Min	Max
2	18.30	18.30
3	15.25	18.30
5	14.50	18.20
7	16.80	16.80
10	13.30	17.50
15	15.50	18.50

Market Value YTD

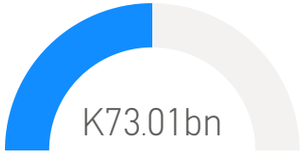

Nominal Value YTD



YTD trades

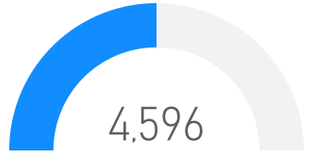

No. of Trades by Tenor

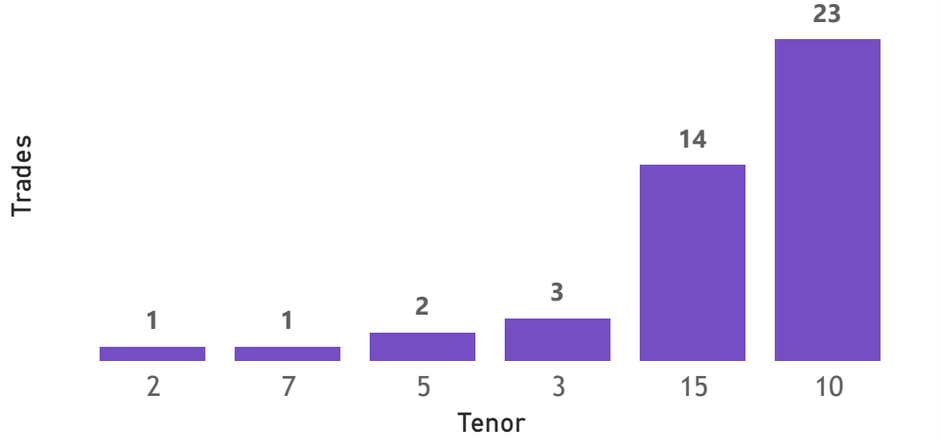

Primary Market June 2026 Auction

Tenor	Cut- Off Yield Rate	Coupon Rates	Range of Successful Yield Rates
2 Years	14.25	14.25	10.0000 – 14.2500
15 Years	17.50	17.59	12.5000 – 17.5000
10 Years	16.50	16.60	14.0000 – 16.5000
3 Years	14.50	14.50	5.0000 – 14.5000
7 Years	15.80	16.00	5.0000 – 15.8000

*Disclaimer: This content is prepared from information received by the Commission through third-party reports. The range of prices by tenor and range of yields by tenor are based on dealer submissions. The content is indicative and intended for informational purposes only and shall not in any way be deemed to be investment advice, guidance or recommendation of the SEC. Users are responsible for making investment decisions and are advised to obtain independent professional advice before acting on or using this information.

SECURITIES AND EXCHANGE COMMISSION
Protecting Investors in the Capital Markets

GRZ Bonds Secondary Market Trade Summary Report

ISIN Code	Coupon Rate	Issue Date	Maturity Date	Trade Date/ Valuation Date	Years To Maturity	Nominal Value	Market Value	Min Trade Price	Max Trade Price	Min Yield	Max Yield
ZM1000007170	20	23/06/2025	23/06/2040	10/07/2026	13	K9,435.00	K10,239.23	81.41	81.41	18.50	18.50
ZM1000005919	14	21/08/2023	21/08/2038	07/10/2026	11	K117,000.00	K98,717.85	84.37	84.37	18.40	18.40
ZM1000005919	14	21/08/2023	21/08/2038	10/07/2026	12	K117,000.00	K98,717.85	84.37	84.37	18.40	18.40
ZM1000006776	20	23/12/2024	23/12/2027	14/07/2026	1	K20,000.00	K20,636.16	103.18	103.18	18.30	18.30
ZM1000007485	15	22/12/2025	22/12/2027	14/07/2026	1	K100,000.00	K96,847.21	96.85	96.85	18.30	18.30
ZM1000005554	11	27/12/2022	27/12/2027	14/07/2026	1	K315,000.00	K288,653.81	91.64	91.64	18.20	18.20
ZM1000006594	21.45	01/10/2024	01/10/2027	14/07/2026	1	K15,000.00	K16,459.64	109.73	109.73	18.00	18.00
ZM1000005612	14	23/01/2023	23/01/2038	10/07/2026	11	K230,000.00	K201,955.09	87.81	87.81	17.90	17.90
ZM1000005257	14	03/05/2022	03/05/2037	10/07/2026	10	K200,000.00	K170,250.09	85.13	85.12	17.70	17.70
ZM1000007592	18.79	26/01/2026	26/01/2041	14/07/2026	14	K20,000,000.00	K23,046,257.26	115.26	115.26	17.55	17.55
ZM1000004854	13	28/06/2021	28/06/2031	10/07/2026	4	K104,655.00	K90,028.27	86.02	86.02	17.50	17.50
ZM1000006685	22.5	28/10/2024	28/10/2034	10/07/2026	8	K552,784.00	K710,175.84	81.41	81.41	17.03	17.03
ZM1000005919	14	21/08/2023	21/08/2038	14/07/2026	12	K700,000.00	K633,197.82	90.46	90.46	16.95	16.95
ZM1000007634	16	16/02/2026	16/02/2033	10/07/2026	6	K656,068.00	K677,828.27	103.32	103.32	16.80	16.80
ZM1000005331	13	27/06/2022	27/06/2032	10/07/2026	5	K163,357.00	K143,238.24	87.68	87.68	16.48	16.48
ZM1000005570	13	27/12/2022	27/12/2032	10/07/2026	6	K181,238.00	K157,779.60	87.06	87.06	16.48	16.48
ZM1000005133	14	24/01/2022	24/01/2037	14/07/2026	10	K419,090.00	K400,000.10	95.50	95.50	16.25	16.25
ZM1000006628	25.75	01/10/2024	01/10/2034	09/07/2026	8	K36,000,000.00	K53,841,288.32	142.15	142.15	16.25	16.25
ZM1000003872	14	23/04/2018	23/04/2033	15/07/2026	6	K20,000,000.00	K18,829,012.33	90.96	90.96	16.23	16.23
ZM1000003872	14	23/04/2018	23/04/2033	14/07/2026	6	K30,000,000.00	K28,289,585.34	91.08	91.08	16.20	16.20
ZM1000004979	13	20/09/2021	20/09/2031	10/07/2026	5	K347,027.00	K323,699.17	93.28	93.28	16.15	16.15
ZM1000006024	13	27/11/2023	27/11/2033	14/07/2026	7	K1,348,224.00	K1,200,001.88	89.00	89.00	16.00	16.00

Disclaimer: This content is prepared from information received by the Commission through third-party reports. The content is indicative and intended for informational purposes only and shall not in any way be deemed to be investment advice, guidance or recommendation of the SEC. Users are responsible for making investment decisions and are advised to obtain independent professional advice before acting on or using this information.