SECURITIES AND EXCHANGE COMMISSION
Protecting Investors in the Capital Markets

GRZ Bonds Secondary Market Trade Summary Report

Date

Monday, 13 July 2026

K528.7M
Total Nominal Value

K584.7M
Total Market Value

27
Number of Trades

Consideration and Nominal Value

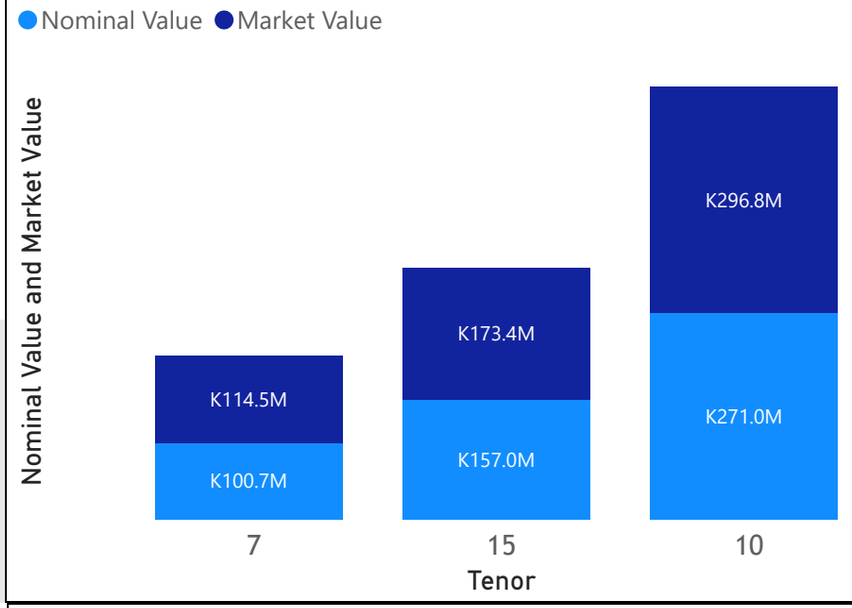

Range of Trade Prices (ZMW)*

Tenor	Min	Max
7	100.53	117.99
10	81.58	113.13
15	81.47	111.35

Range of Yields Rates*

Tenor	Min	Max
7	15.35	16.00
10	13.30	17.70
15	15.50	18.50

Market Value YTD

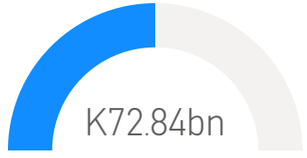

Nominal Value YTD

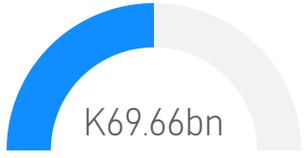

YTD trades



No. of Trades by Tenor

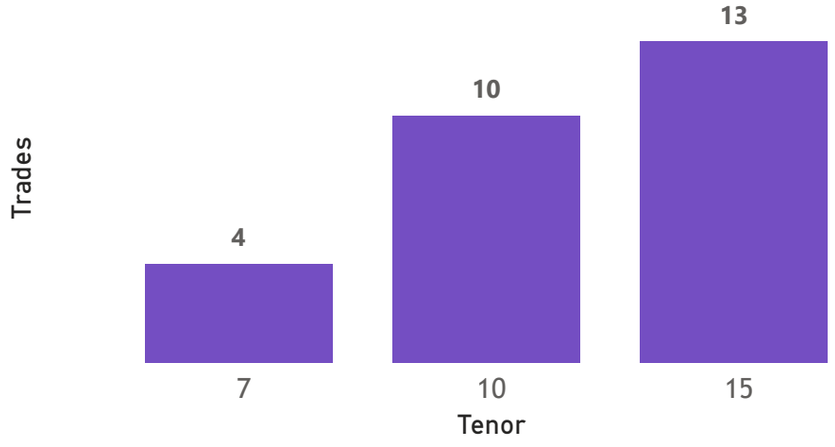

Primary Market June 2026 Auction

Tenor	Cut- Off Yield Rate	Coupon Rates	Range of Successful Yield Rates
2 Years	14.25	14.25	10.0000 – 14.2500
15 Years	17.50	17.59	12.5000 – 17.5000
10 Years	16.50	16.60	14.0000 – 16.5000
3 Years	14.50	14.50	5.0000 – 14.5000
7 Years	15.80	16.00	5.0000 – 15.8000

*Disclaimer: This content is prepared from information received by the Commission through third-party reports. The range of prices by tenor and range of yields by tenor are based on dealer submissions. The content is indicative and intended for informational purposes only and shall not in any way be deemed to be investment advice, guidance or recommendation of the SEC. Users are responsible for making investment decisions and are advised to obtain independent professional advice before acting on or using this information.

SECURITIES AND EXCHANGE COMMISSION
Protecting Investors in the Capital Markets

GRZ Bonds Secondary Market Trade Summary Report

ISIN Code	Coupon Rate	Issue Date	Maturity Date	Trade Date/ Valuation Date	Years To Maturity	Nominal Value	Market Value	Min Trade Price	Max Trade Price	Min Yield	Max Yield
ZM1000004805	14	31/05/2021	31/05/2036	13/07/2026	9	K1,934,000.00	K1,576,096.20	81.47	81.47	18.50	18.50
ZM1000005810	13	26/06/2023	26/06/2033	13/07/2026	6	K822,500.00	K676,594.36	81.58	81.58	17.70	17.70
ZM1000005406	14	22/08/2022	22/08/2037	13/07/2026	11	K195,000.00	K176,547.22	85.05	85.05	17.03	17.03
ZM1000007659	17.59	16/02/2026	16/02/2041	13/07/2026	14	K75,000,000.00	K83,499,437.67	111.35	111.35	16.80	16.80
ZM1000007659	17.59	16/02/2026	16/02/2041	14/07/2026	14	K75,000,000.00	K83,499,437.67	111.33	111.33	16.80	16.80
ZM1000005810	13	26/06/2023	26/06/2033	15/07/2026	6	K212,000.00	K185,288.45	86.72	86.72	16.25	16.25
ZM1000007105	19	27/05/2025	27/05/2035	09/07/2026	8	K38,400,000.00	K44,380,483.34	113.13	113.13	16.15	16.15
ZM1000002940	14	23/05/2016	23/05/2031	13/07/2026	4	K491,000.00	K468,385.40	93.36	93.36	16.00	16.00
ZM1000006917	21	16/02/2025	16/02/2032	09/07/2026	5	K38,400,000.00	K48,534,451.20	117.99	117.99	16.00	16.00
ZM1000007642	16.6	16/02/2026	16/02/2036	13/07/2026	9	K100,000,000.00	K110,069,758.90	110.09	110.09	15.90	15.90
ZM1000007642	16.6	16/02/2026	16/02/2036	14/07/2026	9	K100,000,000.00	K110,069,758.90	110.07	110.07	15.90	15.90
ZM1000007683	16	30/03/2026	30/03/2033	13/07/2026	6	K62,316,299.00	K65,982,172.77	100.53	102.59	15.35	15.85
ZM1000005943	14	02/10/2023	02/10/2038	08/07/2026	12	K318,000.00	K299,794.28	94.27	94.27	15.79	15.79
ZM1000005943	14	02/10/2023	02/10/2038	26/06/2026	12	K318,000.00	K299,794.28	94.27	94.27	15.79	15.79
ZM1000004383	14	01/06/2020	01/06/2035	10/07/2026	8	K1,002,000.00	K935,245.34	91.73	93.34	15.75	15.75
ZM1000003120	14	05/12/2016	05/12/2031	10/07/2026	5	K2,002,000.00	K1,916,190.96	94.26	95.71	15.60	15.60
ZM1000001967	14	26/11/2012	23/11/2027	10/07/2026	1	K729,001.00	K730,462.48	98.17	98.17	15.50	15.50
ZM1000004672	13	25/01/2021	25/01/2031	08/07/2026	4	K30,000,000.00	K29,783,033.42	93.26	99.28	15.10	15.10
ZM1000005091	13	27/12/2021	27/12/2031	13/07/2026	5	K1,608,000.00	K1,598,560.44	99.41	99.41	13.30	13.30

Disclaimer: This content is prepared from information received by the Commission through third-party reports. The content is indicative and intended for informational purposes only and shall not in any way be deemed to be investment advice, guidance or recommendation of the SEC. Users are responsible for making investment decisions and are advised to obtain independent professional advice before acting on or using this information.