SECURITIES AND EXCHANGE COMMISSION
Protecting Investors in the Capital Markets

GRZ Bonds Secondary Market Trade Summary Report

Date

Wednesday, 1 July 2026

K1.1bn
Total Nominal Value

K1.2bn
Total Market Value

77
Number of Trades

Consideration and Nominal Value

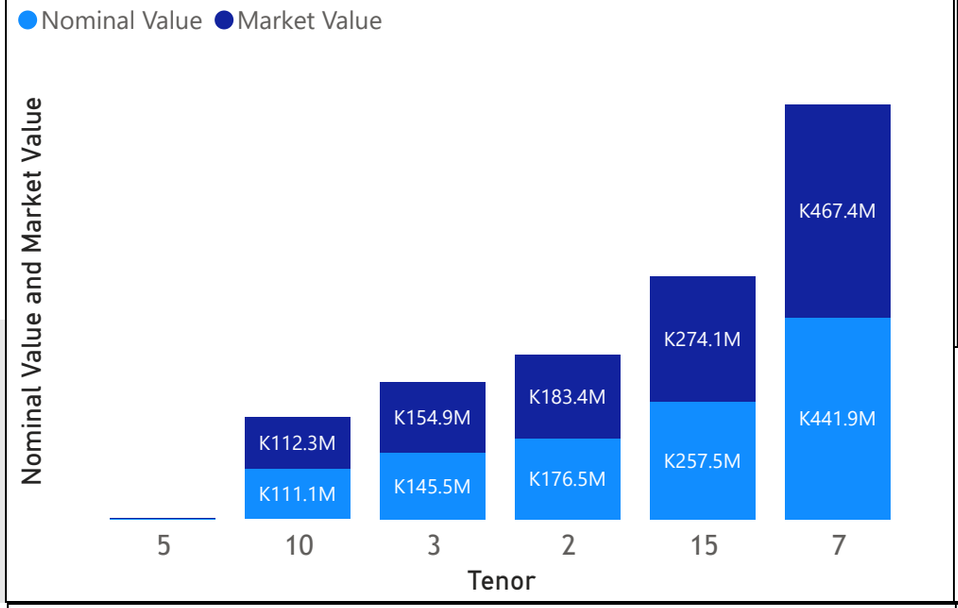

Range of Trade Prices (ZMW)*

Tenor	Min	Max
2	99.28	106.51
3	99.56	108.92
5	102.13	102.13
7	100.33	46,199.00
10	89.54	46,202.00
15	93.65	46,199.00

Range of Yields Rates*

Tenor	Min	Max
2	13.20	16.25
3	12.75	15.16
5	12.00	12.00
7	13.97	16.15
10	13.25	16.40
15	12.50	18.30

Market Value YTD

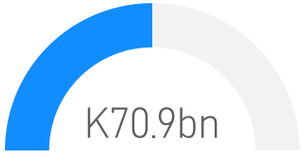

Nominal Value YTD

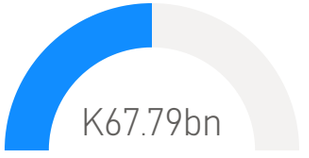

YTD trades



No. of Trades by Tenor

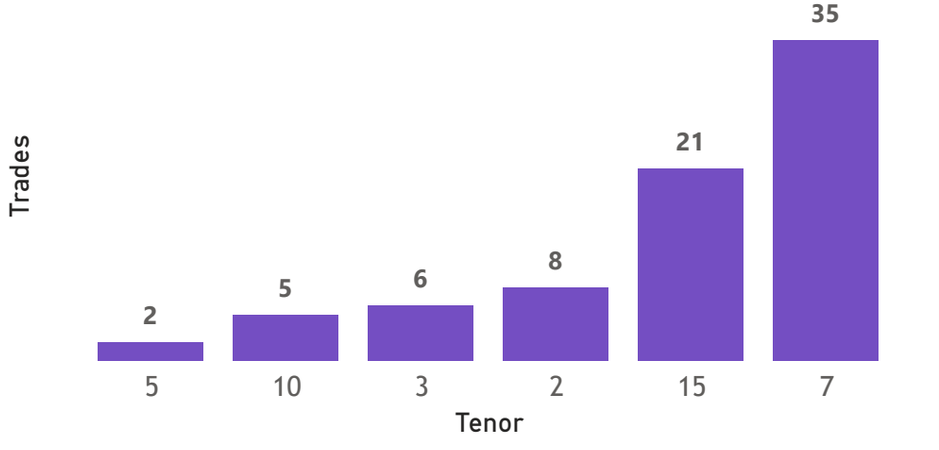

Primary Market June 2026 Auction

Tenor	Cut- Off Yield Rate	Coupon Rates	Range of Successful Yield Rates
2 Years	14.25	14.25	10.0000 – 14.2500
15 Years	17.50	17.59	12.5000 – 17.5000
10 Years	16.50	16.60	14.0000 – 16.5000
3 Years	14.50	14.50	5.0000 – 14.5000
7 Years	15.80	16.00	5.0000 – 15.8000

*Disclaimer: This content is prepared from information received by the Commission through third-party reports. The range of prices by tenor and range of yields by tenor are based on dealer submissions. The content is indicative and intended for informational purposes only and shall not in any way be deemed to be investment advice, guidance or recommendation of the SEC. Users are responsible for making investment decisions and are advised to obtain independent professional advice before acting on or using this information.

SECURITIES AND EXCHANGE COMMISSION
Protecting Investors in the Capital Markets

GRZ Bonds Secondary Market Trade Summary Report

ISIN Code	Coupon Rate	Issue Date	Maturity Date	Trade Date/ Valuation Date	Years To Maturity	Nominal Value	Market Value	Min Trade Price	Max Trade Price	Min Yield	Max Yield
ZM1000005877	10	02/10/2023	02/10/2026	29/06/2026	0	K59,400,000.00	K61,254,315.84	99.56	99.56	12.75	12.75
ZM1000005943	14	02/10/2023	02/10/2038	26/06/2026	12	K1,674,000.00	K1,599,730.56	95.56	46,199.00	15.44	15.44
ZM1000001751	14	20/02/2012	16/02/2027	29/06/2026	0	K170,000,000.00	K181,349,446.84	101.13	106.68	13.00	13.00
ZM1000007642	16.6	16/02/2026	16/02/2036	29/06/2026	9	K20,000,000.00	K21,405,545.21	46,202.00	46,202.00	16.40	16.40
ZM1000007659	17.59	16/02/2026	16/02/2041	07/01/2026	15	K329,978.00	K399,998.94	121.24	121.24	15.07	15.07
ZM1000007659	17.59	16/02/2026	16/02/2041	29/06/2026	14	K20,000,000.00	K21,699,798.08	108.50	108.50	17.20	17.20
ZM1000003997	13	17/12/2018	17/12/2028	29/06/2026	2	K50,000,000.00	K48,240,415.06	95.98	95.98	15.00	15.00
ZM1000001512	14	22/08/2011	18/08/2026	29/06/2026	0	K53,700,000.00	K56,731,940.79	100.24	105.60	12.50	13.25
ZM1000007188	15.5	21/07/2025	21/07/2027	01/07/2026	1	K100,000.00	K106,197.12	99.28	99.28	16.25	16.25
ZM1000005919	14	21/08/2023	21/08/2038	26/06/2026	12	K1,642,000.00	K1,599,166.80	97.39	46,199.00	15.39	15.39
ZM1000004730	12	22/03/2021	22/03/2028	01/07/2026	1	K9,048,875.00	K9,082,174.99	100.37	100.37	13.97	13.97
ZM1000004730	12	22/03/2021	22/03/2028	07/01/2026	2	K9,048,875.00	K9,082,174.99	100.33	100.33	14.00	14.00
ZM1000007519	16.95	22/12/2025	22/12/2032		6	K2,395,000.00	K2,479,867.91	103.13	103.13	16.15	16.15
ZM1000007519	16.95	22/12/2025	22/12/2032	29/06/2026		K3,980,000.00	K4,121,033.10	103.13	103.13	16.15	16.15
ZM1000007519	16.95	22/12/2025	22/12/2032	29/06/2026	6	K82,225,000.00	K85,138,680.03	103.13	103.54	16.15	16.15
ZM1000001967	14	26/11/2012	23/11/2027	01/07/2026	1	K3,236,500.00	K3,287,105.91	101.56	101.56	13.93	13.93
ZM1000001967	14	26/11/2012	23/11/2027	07/01/2026	1	K3,236,500.00	K3,305,987.75	102.05	102.05	13.50	13.50
ZM1000006776	20	23/12/2024	23/12/2027	01/07/2026	1	K12,050,000.00	K13,070,942.32	106.19	108.48	13.98	15.16
ZM1000007782	14.25	26/06/2026	24/06/2028	26/06/2026	1	K76,400,000.00	K76,757,597.68	100.17	100.21	14.15	14.15
ZM1000005885	11	21/08/2023	24/07/2028	07/01/2026	2	K783,474.00	K799,999.90	102.13	102.13	12.00	12.00
ZM1000005851	14	24/07/2023	24/07/2038	26/06/2026	12	K810,000.00	K799,962.28	98.76	46,199.00	15.34	15.34
ZM1000007451	17	24/11/2025	24/11/2032	01/07/2026	6	K4,000,000.00	K4,360,827.62	106.92	106.92	15.25	15.25

Disclaimer: This content is prepared from information received by the Commission through third-party reports. The content is indicative and intended for informational purposes only and shall not in any way be deemed to be investment advice, guidance or recommendation of the SEC. Users are responsible for making investment decisions and are advised to obtain independent professional advice before acting on or using this information.