



SECURITIES AND EXCHANGE COMMISSION
Protecting Investors in the Capital Markets

Date

< Friday, 26 June 2026

K479.3M

Total Nominal Value

K532.3M

Total Market Value

59

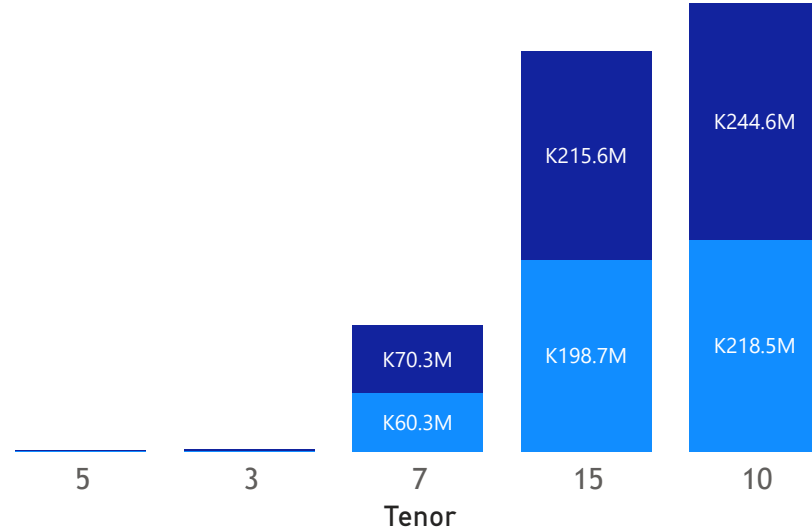
Number of Trades

GRZ Bonds Secondary Market Trade Summary Report

Consideration and Nominal Value

● Nominal Value ● Market Value

Nominal Value and Market Value



Range of Trade Prices (ZMW)*

Tenor	Min	Max
3	103.02	103.02
5	104.83	104.83
7	92.49	116.61
10	95.07	113.31
15	86.86	121.65

Range of Yields Rates*

Tenor	Min	Max
3	13.50	13.50
5	15.00	15.00
7	15.40	15.40
10	14.50	16.00
15	15.00	17.24

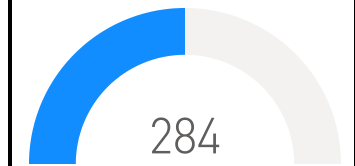
Market Value YTD



Nominal Value YTD

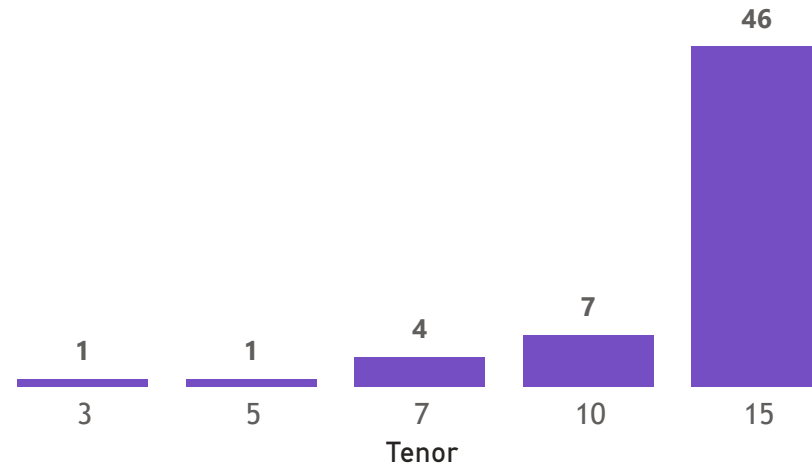


YTD trades



No. of Trades by Tenor

Trades



Primary Market June 2026 Auction

Tenor	Cut- Off Yield Rate	Coupon Rates	Range of Successful Yield Rates
2 Years	14.25	14.25	10.0000 – 14.2500
15 Years	17.50	17.59	12.5000 – 17.5000
10 Years	16.50	16.60	14.0000 – 16.5000
3 Years	14.50	14.50	5.0000 – 14.5000
7 Years	15.80	16.00	5.0000 – 15.8000

*Disclaimer: This content is prepared from information received by the Commission through third-party reports. The range of prices by tenor and range of yields by tenor are based on dealer submissions. The content is indicative and intended for informational purposes only and shall not in any way be deemed to be investment advice, guidance or recommendation of the SEC. Users are responsible for making investment decisions and are advised to obtain independent professional advice before acting on or using this information.



GRZ Bonds Secondary Market Trade Summary Report

ISIN Code	Coupon Rate	Issue Date	Maturity Date	Trade Date/ Valuation Date	Years To Maturity	Nominal Value	Market Value	Min Trade Price	Max Trade Price	Min Yield	Max Yield
ZM1000005877	10	02/10/2023	02/10/2026	26/06/2026	0	K1,184,099.00	K1,219,365.57	103.02	103.02	13.50	13.50
ZM1000005935	12	02/10/2023	02/10/2030	26/06/2026	4	K336,000.00	K310,759.50	92.49	92.49	15.40	15.40
ZM1000005943	14	02/10/2023	02/10/2038	26/06/2026	12	K1,497,720.00	K1,309,883.86	86.86	88.04	17.00	17.24
ZM1000007642	16.6	16/02/2026	16/02/2036	26/06/2026	9	K2,600,000.00	K2,827,401.94	108.76	108.76	16.00	16.00
ZM1000007659	17.59	16/02/2026	16/02/2041	24/06/2026	14	K192,324,000.00	K208,718,335.38	108.52	108.52	17.15	17.15
ZM1000007659	17.59	16/02/2026	16/02/2041	26/06/2026	14	K1,315,442.00	K1,599,998.30	121.65	121.65	15.00	15.00
ZM1000007147	16.5	23/06/2025	23/06/2030	26/06/2026	3	K627,489.00	K657,801.09	104.83	104.83	15.00	15.00
ZM1000004672	13	25/01/2021	25/01/2031	24/06/2026	4	K22,707,590.00	K22,816,631.54	95.07	95.07	14.50	14.50
ZM1000007584	17.19	26/01/2026	26/01/2036	24/06/2026	9	K193,200,000.00	K218,907,345.50	106.19	113.31	15.90	15.90
ZM1000007592	18.79	26/01/2026	26/01/2041	26/06/2026	14	K3,000,000.00	K3,492,383.92	116.43	116.43	17.15	17.15
ZM1000006065	14	26/12/2023	26/12/2038	22/06/2026	12	K524,000.00	K479,779.12	91.56	91.56	15.55	15.55
ZM1000007337	18.5	29/09/2025	29/09/2032	24/06/2026	6	K60,000,000.00	K69,963,035.34	112.09	116.61	15.40	15.40

Disclaimer: This content is prepared from information received by the Commission through third-party reports. The content is indicative and intended for informational purposes only and shall not in any way be deemed to be investment advice, guidance or recommendation of the SEC. Users are responsible for making investment decisions and are advised to obtain independent professional advice before acting on or using this information.