



SECURITIES AND EXCHANGE COMMISSION
Protecting Investors in the Capital Markets

Date

< Monday, 29 June 2026

K1.2bn

Total Nominal Value

K1.3bn

Total Market Value

60

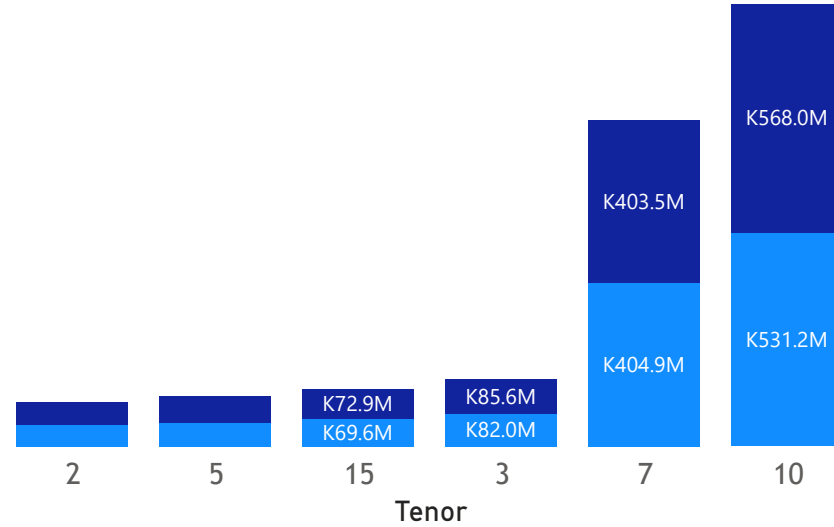
Number of Trades

GRZ Bonds Secondary Market Trade Summary Report

Consideration and Nominal Value

● Nominal Value ● Market Value

Nominal Value and Market Value



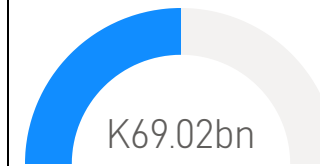
Range of Trade Prices (ZMW)*

Tenor	Min	Max
2	100.00	100.00
3	99.43	107.91
5	91.29	121.18
7	99.34	123.04
10	88.01	109.38
15	88.33	108.52

Range of Yields Rates*

Tenor	Min	Max
2	14.25	14.25
3	13.50	14.15
5	15.00	18.80
7	13.24	15.21
10	13.50	17.08
15	15.75	17.60

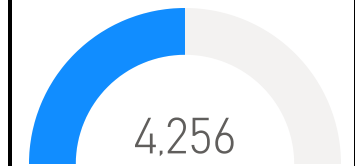
Market Value YTD



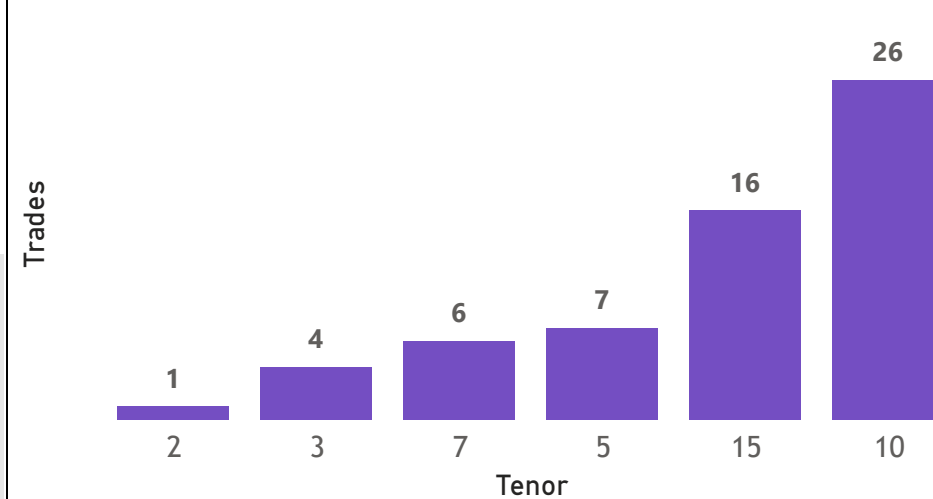
Nominal Value YTD



YTD trades



No. of Trades by Tenor



Primary Market June 2026 Auction

Tenor	Cut- Off Yield Rate	Coupon Rates	Range of Successful Yield Rates
2 Years	14.25	14.25	10.0000 – 14.2500
15 Years	17.50	17.59	12.5000 – 17.5000
10 Years	16.50	16.60	14.0000 – 16.5000
3 Years	14.50	14.50	5.0000 – 14.5000
7 Years	15.80	16.00	5.0000 – 15.8000

*Disclaimer: This content is prepared from information received by the Commission through third-party reports. The range of prices by tenor and range of yields by tenor are based on dealer submissions. The content is indicative and intended for informational purposes only and shall not in any way be deemed to be investment advice, guidance or recommendation of the SEC. Users are responsible for making investment decisions and are advised to obtain independent professional advice before acting on or using this information.



GRZ Bonds Secondary Market Trade Summary Report

ISIN Code	Coupon Rate	Issue Date	Maturity Date	Trade Date/ Valuation Date	Years To Maturity	Nominal Value	Market Value	Min Trade Price	Max Trade Price	Min Yield	Max Yield
ZM1000004383	14	01/06/2020	01/06/2035	24/06/2026	8	K16,306,000.00	K15,131,425.44	91.72	92.80	15.75	15.75
ZM1000006602	23.5	01/10/2024	01/10/2029	25/06/2026	3	K20,000,000.00	K25,407,860.82	121.18	121.18	15.00	15.00
ZM1000005877	10	02/10/2023	02/10/2026	25/06/2026	0	K58,000,000.00	K59,705,750.60	99.43	102.94	13.50	13.50
ZM1000004193	12	02/12/2019	02/12/2026	25/06/2026	0	K68,000,000.00	K68,158,556.44	99.35	100.23	13.50	13.50
ZM1000005679	11	04/03/2023	04/03/2028	29/06/2026	1	K455,000.00	K415,355.94	91.29	91.29	18.80	18.80
ZM1000007642	16.6	16/02/2026	16/02/2036	16/02/2026	10	K40,860,000.00	K44,197,991.15	101.73	102.84	16.00	16.23
ZM1000007642	16.6	16/02/2026	16/02/2036	18/06/2026	9	K21,172,000.00	K22,760,935.40	107.50	107.50	16.23	16.23
ZM1000007642	16.6	16/02/2026	16/02/2036	25/06/2026	9	K106,312,000.00	K116,252,616.80	102.84	109.38	15.90	16.00
ZM1000007642	16.6	16/02/2026	16/02/2036	29/06/2026	9	K140,000,000.00	K152,032,097.00	107.05	108.95	16.00	16.40
ZM1000007642	16.6	16/02/2026	16/02/2036	30/06/2026	9	K100,000,000.00	K108,929,846.58	108.93	108.93	16.00	16.00
ZM1000007659	17.59	16/02/2026	16/02/2041	16/02/2026	15	K8,324,000.00	K9,045,782.94	102.26	102.26	17.15	17.15
ZM1000007659	17.59	16/02/2026	16/02/2041	24/06/2026	14	K7,676,000.00	K8,330,327.68	108.52	108.52	17.15	17.15
ZM1000007659	17.59	16/02/2026	16/02/2041	25/06/2026	14	K16,676,000.00	K18,121,993.78	102.26	102.26	17.15	17.15
ZM1000007659	17.59	16/02/2026	16/02/2041	29/06/2026	14	K20,000,000.00	K21,699,798.08	108.52	108.52	17.20	17.20
ZM1000006859	21.5	20/01/2025	20/01/2032	26/06/2026	5	K1,564,626.00	K2,069,742.74	123.04	123.04	15.21	15.21
ZM1000005901	13	21/08/2023	21/08/2033	25/06/2026	7	K4,458,000.00	K3,923,673.22	88.01	88.01	17.08	17.08
ZM1000005919	14	21/08/2023	21/08/2038	29/06/2026	12	K567,000.00	K500,727.26	88.33	88.33	17.30	17.30
ZM1000005190	11	23/03/2022	23/03/2027	29/06/2026	0	K80,200.00	K80,151.54	99.91	99.91	15.50	15.50
ZM1000006776	20	23/12/2024	23/12/2027	25/06/2026	1	K24,000,000.00	K25,899,208.10	107.58	107.91	14.15	14.15
ZM1000007782	14.25	26/06/2026	24/06/2028	29/06/2026	1	K55,000,000.00	K55,000,000.00	100.00	100.00	14.25	14.25
ZM1000004672	13	25/01/2021	25/01/2031	24/06/2026	4	K12,846,000.00	K12,821,598.76	94.29	99.81	14.75	14.75
ZM1000004672	13	25/01/2021	25/01/2031	25/06/2026	4	K47,400,000.00	K46,576,969.12	92.74	92.74	15.25	15.25

Disclaimer: This content is prepared from information received by the Commission through third-party reports. The content is indicative and intended for informational purposes only and shall not in any way be deemed to be investment advice, guidance or recommendation of the SEC. Users are responsible for making investment decisions and are advised to obtain independent professional advice before acting on or using this information.