



SECURITIES AND EXCHANGE COMMISSION
Protecting Investors in the Capital Markets

Date

< Friday, 29 May 2026 >

K111.1M

Total Nominal Value

K119.3M

Total Market Value

35

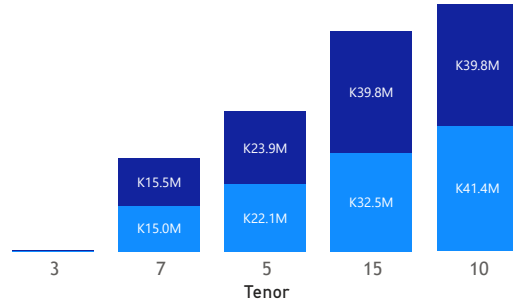
Number of Trades

GRZ Bonds Secondary Market Trade Summary Report

Consideration and Nominal Value

● Nominal Value ● Market Value

Nominal Value and Market Value



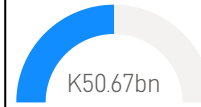
Range of Trade Prices (ZMW)*

Tenor	Min	Max
3	97.47	97.47
5	107.73	117.99
7	103.60	103.60
10	91.21	136.81
15	83.80	136.72

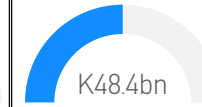
Range of Yields Rates*

Tenor	Min	Max
3	15.50	15.50
5	14.60	15.37
7	16.14	16.14
10	10.51	16.19
15	11.45	20.00

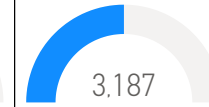
Market Value YTD



Nominal Value YTD

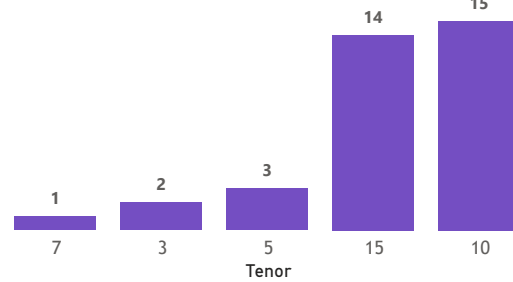


YTD trades



No. of Trades by Tenor

Trades



Primary Market April 2026 Auction

Tenor	Cut-Off Yield Rate	Coupon Rates	Range of Successful Yield Rates
15 Years	17.50	17.50	7.0000 – 17.5000
10 Years	16.50	16.60	13.0000 – 16.5000
7 Years	15.80	16.00	9.0000 – 15.8000
3 Years	14.50	14.50	0.0000 – 14.5000
2 Years	14.25	14.25	10.0000 – 14.2500

*Disclaimer: This content is prepared from information received by the Commission through third-party reports. The range of prices by tenor and range of yields by tenor are based on dealer submissions. The content is indicative and intended for informational purposes only and shall not in any way be deemed to be investment advice, guidance or recommendation of the SEC. Users are responsible for making investment decisions and are advised to obtain independent professional advice before acting on or using this information.

GRZ Bonds Secondary Market Trade Summary Report

ISIN Code	Coupon Rate	Issue Date	Maturity Date	Trade Date/ Valuation Date	Years To Maturity	Nominal Value	Market Value	Min Trade Price	Max Trade Price	Min Yield	Max Yield
ZM1000003112	13	05/12/2016	05/12/2026	29/05/2026	0	K32,574.00	K34,915.02	100.95	100.95	11.05	11.05
ZM1000001751	14	20/02/2012	16/02/2027	29/05/2026	0	K629,645.00	K670,764.38	102.34	102.34	11.45	11.45
ZM1000003997	13	17/12/2018	17/12/2028	29/05/2026	2	K557,841.00	K573,990.38	97.09	97.09	14.39	14.39
ZM1000006180	26.5	19/02/2024	19/02/2039	29/05/2026	12	K117,078.00	K160,000.98	136.72	136.72	20.00	20.00
ZM1000005455	13	19/09/2022	19/09/2032	26/05/2026	6	K2,131,604.00	K1,975,906.68	92.70	92.70	15.48	15.48
ZM1000006867	22.5	20/01/2025	20/01/2035	28/05/2026	8	K200,000.00	K273,453.02	128.75	136.81	16.19	16.19
ZM1000004979	13	20/09/2021	20/09/2031	26/05/2026	5	K5,730,000.00	K5,388,088.07	94.03	94.03	15.37	15.37
ZM1000005919	14	21/08/2023	21/08/2038	29/05/2026	12	K4,659,480.00	K4,093,854.56	83.80	88.52	17.00	17.90
ZM1000005216	13	23/03/2022	23/03/2032	29/05/2026	5	K474,385.00	K445,959.58	91.21	93.08	14.80	15.32
ZM1000007451	17	24/11/2025	24/11/2032	26/05/2026	6	K15,000,000.00	K15,540,671.51	103.60	103.60	16.14	16.14
ZM1000004672	13	25/01/2021	25/01/2031	26/05/2026	4	K15,325,000.00	K14,815,265.73	96.67	96.67	15.37	15.37
ZM1000004672	13	25/01/2021	25/01/2031	29/05/2026	4	K15,000,000.00	K14,424,933.08	91.57	91.57	15.60	15.60
ZM1000006750	23.29	25/11/2024	25/11/2039	26/05/2026	13	K23,170,750.00	K30,515,769.51	131.70	131.70	17.22	17.22
ZM1000007568	16.1	26/01/2026	26/01/2031	26/05/2026	4	K20,712,000.00	K22,312,722.66	107.73	107.73	15.37	15.37
ZM1000006065	14	26/12/2023	26/12/2038	29/05/2026	12	K440,906.00	K379,980.96	86.20	86.20	18.00	18.00
ZM1000005992	10	27/11/2023	27/11/2026	29/05/2026	0	K200,000.00	K195,010.38	97.47	97.47	15.50	15.50
ZM1000005091	13	27/12/2021	27/12/2031	29/05/2026	5	K668,189.00	K649,882.05	91.81	91.81	15.22	15.22
ZM1000007055	20	28/04/2025	28/04/2040	29/05/2026	13	K3,436,850.00	K4,000,006.02	116.38	116.38	17.20	17.20
ZM1000004854	13	28/06/2021	28/06/2031	28/05/2026	5	K609,208.00	K599,621.87	92.99	98.49	15.01	15.01
ZM1000006669	21.49	28/10/2024	28/10/2029	29/05/2026	3	K1,345,042.00	K1,611,537.58	117.99	117.99	14.60	14.60
ZM1000002999	13	29/08/2016	29/08/2026	29/05/2026	0	K581,241.00	K602,945.58	100.53	100.53	10.51	10.51
ZM1000004235	13	30/12/2019	30/12/2029	29/05/2026	3	K59,254.00	K59,757.34	95.51	95.51	14.64	14.64

Disclaimer: This content is prepared from information received by the Commission through third-party reports. The content is indicative and intended for informational purposes only and shall not in any way be deemed to be investment advice, guidance or recommendation of the SEC. Users are responsible for making investment decisions and are advised to obtain independent professional advice before acting on or using this information.