



SECURITIES AND EXCHANGE COMMISSION
Protecting Investors in the Capital Markets

Date

Thursday, 28 May 2026

K313.3M

Total Nominal Value

K326.5M

Total Market Value

26

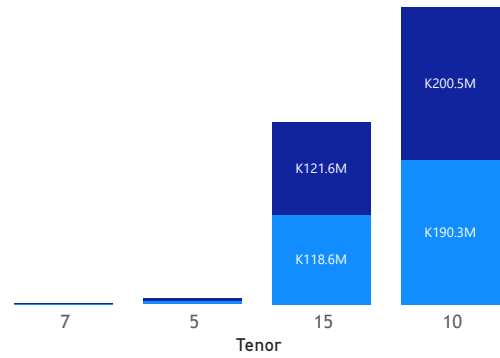
Number of Trades

GRZ Bonds Secondary Market Trade Summary Report

Consideration and Nominal Value

● Nominal Value ● Market Value

Nominal Value and Market Value



Range of Trade Prices (ZMW)*

Tenor	Min	Max
5	94.00	116.58
7	90.98	105.28
10	83.75	101.07
15	81.54	123.66

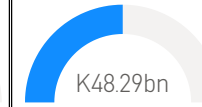
Range of Yields Rates*

Tenor	Min	Max
5	14.00	14.20
7	12.30	18.00
10	14.50	16.90
15	13.50	21.70

Market Value YTD



Nominal Value YTD

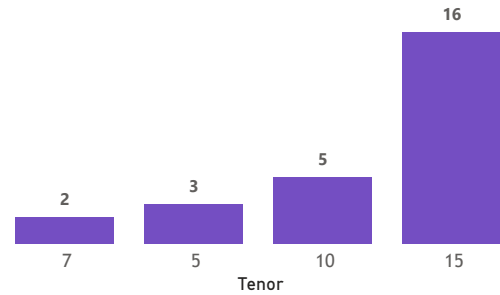


YTD trades



No. of Trades by Tenor

Trades



Primary Market April 2026 Auction

Tenor	Cut- Off Yield Rate	Coupon Rates	Range of Successful Yield Rates
15 Years	17.50	17.50	7.0000 – 17.5000
10 Years	16.50	16.60	13.0000 – 16.5000
7 Years	15.80	16.00	9.0000 – 15.8000
3 Years	14.50	14.50	0.0000 – 14.5000
2 Years	14.25	14.25	10.0000 – 14.2500

*Disclaimer: This content is prepared from information received by the Commission through third-party reports. The range of prices by tenor and range of yields by tenor are based on dealer submissions. The content is indicative and intended for informational purposes only and shall not in any way be deemed to be investment advice, guidance or recommendation of the SEC. Users are responsible for making investment decisions and are advised to obtain independent professional advice before acting on or using this information.



GRZ Bonds Secondary Market Trade Summary Report

ISIN Code	Coupon Rate	Issue Date	Maturity Date	Trade Date/ Valuation Date	Years To Maturity	Nominal Value	Market Value	Min Trade Price	Max Trade Price	Min Yield	Max Yield
ZM1000003120	14	05/12/2016	05/12/2031	28/05/2026	5	K552,652.00	K599,999.20	108.59	108.59	13.50	13.50
ZM1000007642	16.6	16/02/2026	16/02/2036	28/05/2026	9	K190,000,000.00	K200,236,107.81	100.39	101.07	16.36	16.50
ZM1000007659	17.59	16/02/2026	16/02/2041	28/05/2026	14	K100,499,000.00	K106,165,673.41	95.59	101.12	17.36	18.45
ZM1000006990	21.8	17/03/2025	17/03/2040	28/05/2026	13	K100,000.00	K123,693.80	123.66	123.66	17.95	17.95
ZM1000004987	14	20/09/2021	20/09/2036	28/05/2026	10	K504,630.00	K445,300.80	88.22	88.22	17.00	17.00
ZM1000007238	20.2	21/07/2025	21/07/2040	28/05/2026	14	K20,000.00	K20,075.62	100.38	100.38	21.70	21.70
ZM1000005919	14	21/08/2023	21/08/2038	28/05/2026	12	K16,145,200.00	K13,578,013.08	84.07	84.53	17.90	18.00
ZM1000003054	13	21/11/2016	21/11/2026	28/05/2026	0	K251,974.00	K250,941.74	99.54	99.54	14.50	14.50
ZM1000006099	22	22/01/2024	22/01/2029	28/05/2026	2	K80,000.00	K99,339.47	116.58	116.58	14.00	14.00
ZM1000004730	12	22/03/2021	22/03/2028	28/05/2026	1	K104,774.00	K97,663.94	90.98	90.98	18.00	18.00
ZM1000005885	11	21/08/2023	24/07/2028	21/08/2023	4	K1,888,000.00	K1,829,369.11	94.00	94.00	14.20	14.20
ZM1000005885	11	21/08/2023	24/07/2028	27/05/2026	2	K1,888,000.00	K1,829,369.11	96.89	96.89	14.20	14.20
ZM1000005828	14	26/06/2023	26/06/2038	28/05/2026	12	K500,000.00	K437,019.47	81.54	81.54	17.75	17.75
ZM1000006065	14	26/12/2023	26/12/2038	22/05/2026	12	K240,556.00	K209,218.03	86.97	86.97	17.80	17.80
ZM1000006024	13	27/11/2023	27/11/2033	28/05/2026	7	K50,000.00	K41,909.37	83.75	83.75	16.90	16.90
ZM1000005034	12	29/11/2021	29/11/2028	28/05/2026	2	K503,000.00	K529,575.55	105.28	105.28	12.30	12.30

Disclaimer: This content is prepared from information received by the Commission through third-party reports. The content is indicative and intended for informational purposes only and shall not in any way be deemed to be investment advice, guidance or recommendation of the SEC. Users are responsible for making investment decisions and are advised to obtain independent professional advice before acting on or using this information.