



SECURITIES AND EXCHANGE COMMISSION
Protecting Investors in the Capital Markets

Date

Wednesday, 27 May 2026

K438.2M

Total Nominal Value

K455.9M

Total Market Value

15

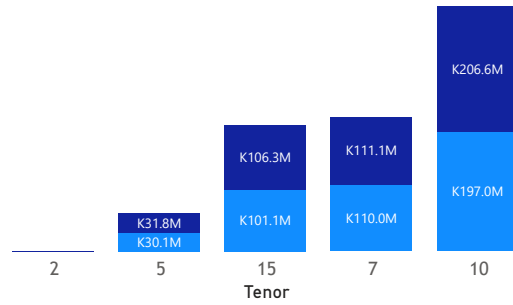
Number of Trades

GRZ Bonds Secondary Market Trade Summary Report

Consideration and Nominal Value

● Nominal Value ● Market Value

Nominal Value and Market Value



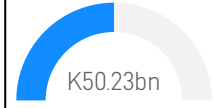
Range of Trade Prices (ZMW)*

Tenor	Min	Max
2	104.83	104.83
5	105.91	114.19
7	96.08	96.23
10	85.58	122.50
15	98.45	112.44

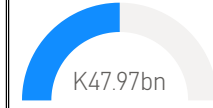
Range of Yields Rates*

Tenor	Min	Max
2	18.00	18.00
5	15.90	19.60
7	14.90	15.00
10	16.50	17.40
15	14.50	20.00

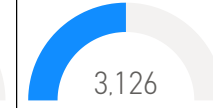
Market Value YTD



Nominal Value YTD

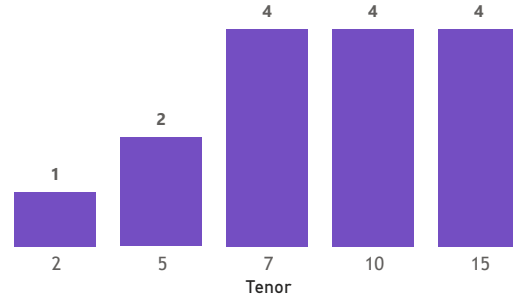


YTD trades



No. of Trades by Tenor

Trades



Primary Market April 2026 Auction

Tenor	Cut- Off Yield Rate	Coupon Rates	Range of Successful Yield Rates
15 Years	17.50	17.50	7.0000 – 17.5000
10 Years	16.50	16.60	13.0000 – 16.5000
7 Years	15.80	16.00	9.0000 – 15.8000
3 Years	14.50	14.50	0.0000 – 14.5000
2 Years	14.25	14.25	10.0000 – 14.2500

*Disclaimer: This content is prepared from information received by the Commission through third-party reports. The range of prices by tenor and range of yields by tenor are based on dealer submissions. The content is indicative and intended for informational purposes only and shall not in any way be deemed to be investment advice, guidance or recommendation of the SEC. Users are responsible for making investment decisions and are advised to obtain independent professional advice before acting on or using this information.

GRZ Bonds Secondary Market Trade Summary Report

ISIN Code	Coupon Rate	Issue Date	Maturity Date	Trade Date/ Valuation Date	Years To Maturity	Nominal Value	Market Value	Min Trade Price	Max Trade Price	Min Yield	Max Yield
ZM1000007642	16.6	16/02/2026	16/02/2036	27/05/2026	9	K194,950,000.00	K204,672,984.37	100.39	100.39	16.50	16.50
ZM1000007659	17.59	16/02/2026	16/02/2041	27/05/2026	14	K100,000,000.00	K105,245,469.86	100.38	100.38	17.50	17.50
ZM1000006982	21.48	17/03/2025	17/03/2035	27/05/2026	8	K400,000.00	K506,717.20	122.50	122.50	16.52	16.52
ZM1000006990	21.8	17/03/2025	17/03/2040	27/05/2026	13	K50,000.00	K56,232.62	112.44	112.44	20.00	20.00
ZM1000006826	16.5	20/01/2025	20/01/2027	27/05/2026	0	K100,000.00	K104,779.80	104.83	104.83	18.00	18.00
ZM1000004979	13	20/09/2021	20/09/2031	27/05/2026	5	K703,167.00	K632,537.52	89.95	89.95	16.60	16.60
ZM1000004987	14	20/09/2021	20/09/2036	27/05/2026	10	K5,000.00	K4,995.60	99.91	99.91	14.50	14.50
ZM1000005901	13	21/08/2023	21/08/2033	27/05/2026	7	K951,415.00	K814,249.13	85.58	85.58	17.40	17.40
ZM1000006487	22.5	22/07/2024	22/07/2029	27/05/2026	3	K55,000.00	K62,803.33	114.19	114.19	19.60	19.60
ZM1000004680	14	25/01/2021	25/01/2036	21/05/2026	9	K1,015,000.00	K999,274.12	98.45	98.45	15.24	15.24
ZM1000007568	16.1	26/01/2026	26/01/2031	21/05/2026	4	K30,000,000.00	K31,772,958.08	105.91	105.91	15.90	15.90
ZM1000004581	12	30/11/2020	30/11/2027	27/05/2026	1	K40,000,000.00	K39,657,812.32	96.08	96.22	14.90	15.00
ZM1000004581	12	30/11/2020	30/11/2027	29/05/2026	1	K70,000,000.00	K71,398,815.75	96.08	96.08	15.00	15.00