



SECURITIES AND EXCHANGE COMMISSION
Protecting Investors in the Capital Markets

Date

< Tuesday, 26 May 2026 >

K103.5M

Total Nominal Value

K112.5M

Total Market Value

21

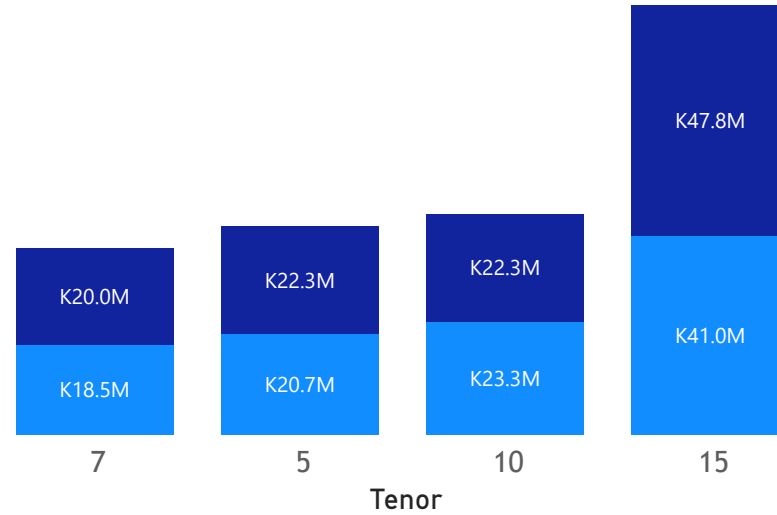
Number of Trades

GRZ Bonds Secondary Market Trade Summary Report

Consideration and Nominal Value

● Nominal Value ● Market Value

Nominal Value and Market Value



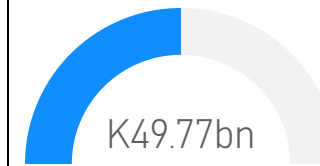
Range of Trade Prices (ZMW)*

Tenor	Min	Max
5	107.74	107.74
7	92.49	128.20
10	92.66	132.76
15	86.87	131.64

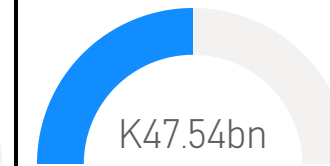
Range of Yields Rates*

Tenor	Min	Max
5	15.37	15.37
7	15.80	16.14
10	15.37	16.60
15	15.24	17.50

Market Value YTD



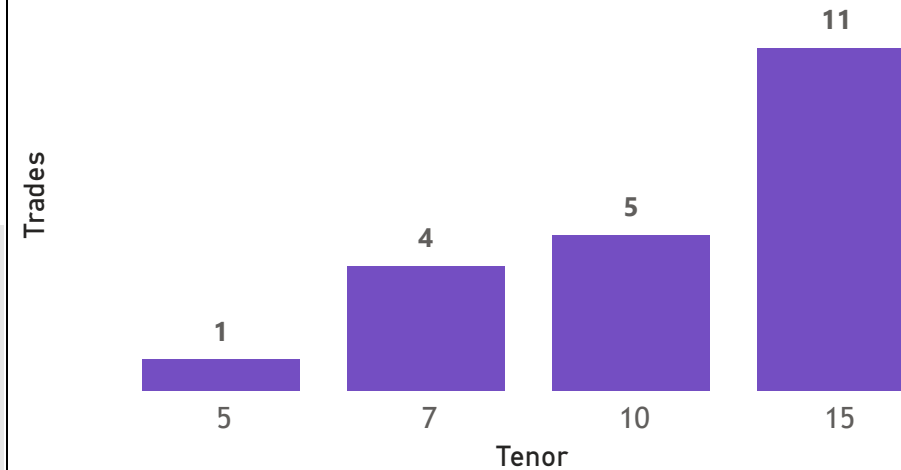
Nominal Value YTD



YTD trades



No. of Trades by Tenor



Primary Market April 2026 Auction

Tenor	Cut- Off Yield Rate	Coupon Rates	Range of Successful Yield Rates
15 Years	17.50	17.50	7.0000 – 17.5000
10 Years	16.50	16.60	13.0000 – 16.5000
7 Years	15.80	16.00	9.0000 – 15.8000
3 Years	14.50	14.50	0.0000 – 14.5000
2 Years	14.25	14.25	10.0000 – 14.2500

*Disclaimer: This content is prepared from information received by the Commission through third-party reports. The range of prices by tenor and range of yields by tenor are based on dealer submissions. The content is indicative and intended for informational purposes only and shall not in any way be deemed to be investment advice, guidance or recommendation of the SEC. Users are responsible for making investment decisions and are advised to obtain independent professional advice before acting on or using this information.



GRZ Bonds Secondary Market Trade Summary Report

ISIN Code	Coupon Rate	Issue Date	Maturity Date	Trade Date/ Valuation Date	Years To Maturity	Nominal Value	Market Value	Min Trade Price	Max Trade Price	Min Yield	Max Yield
ZM1000004383	14	01/06/2020	01/06/2035	21/05/2026	9	K9,421,210.00	K8,974,092.67	95.25	95.25	16.50	16.50
ZM1000006925	22.49	16/02/2025	16/02/2035	26/05/2026	8	K106,000.00	K140,677.42	132.76	132.76	16.60	16.60
ZM1000005455	13	19/09/2022	19/09/2032	26/05/2026	6	K2,131,604.00	K1,975,906.68	92.66	92.66	15.48	15.48
ZM1000006859	21.5	20/01/2025	20/01/2032	21/05/2026	5	K3,436,000.00	K4,405,018.04	128.20	128.20	15.80	15.80
ZM1000005638	12	20/02/2023	20/02/2030	26/05/2026	3	K106,000.00	K99,997.26	92.49	92.49	15.90	15.90
ZM1000005646	14	20/02/2023	20/02/2038	26/05/2026	11	K240,000.00	K210,535.08	87.76	87.76	17.20	17.20
ZM1000004979	13	20/09/2021	20/09/2031	26/05/2026	5	K5,730,000.00	K5,388,088.07	94.02	94.02	15.37	15.37
ZM1000005166	14	21/02/2022	21/02/2037	21/05/2026	10	K111,000.00	K96,420.30	86.87	86.87	17.50	17.50
ZM1000004748	14	22/03/2021	22/03/2036	21/05/2026	9	K3,226,534.00	K2,863,479.57	88.75	88.75	16.90	16.90
ZM1000005224	14	23/03/2022	23/03/2037	26/05/2026	10	K240,000.00	K211,837.22	88.25	88.25	16.90	16.90
ZM1000007451	17	24/11/2025	24/11/2032	26/05/2026	6	K15,000,000.00	K15,540,671.51	103.52	103.52	16.14	16.14
ZM1000004672	13	25/01/2021	25/01/2031	26/05/2026	4	K15,325,000.00	K14,815,265.73	96.65	96.65	15.37	15.37
ZM1000004680	14	25/01/2021	25/01/2036	21/05/2026	9	K1,015,000.00	K999,274.12	98.45	98.45	15.24	15.24
ZM1000006750	23.29	25/11/2024	25/11/2039	26/05/2026	13	K23,170,750.00	K30,515,769.51	131.64	131.64	17.22	17.22
ZM1000007568	16.1	26/01/2026	26/01/2031	26/05/2026	4	K20,712,000.00	K22,312,722.66	107.74	107.74	15.37	15.37
ZM1000007410	18.99	27/10/2025	27/10/2040	21/05/2026	14	K3,500,000.00	K3,824,128.77	109.26	109.26	17.50	17.50
ZM1000007709	17.59	30/03/2026	30/03/2041	26/05/2026	14	K75,000.00	K77,351.50	103.14	103.14	17.50	17.50

Disclaimer: This content is prepared from information received by the Commission through third-party reports. The content is indicative and intended for informational purposes only and shall not in any way be deemed to be investment advice, guidance or recommendation of the SEC. Users are responsible for making investment decisions and are advised to obtain independent professional advice before acting on or using this information.