



SECURITIES AND EXCHANGE COMMISSION
Protecting Investors in the Capital Markets

Date

Wednesday, 24 June 2026

K303.2M

Total Nominal Value

K332.6M

Total Market Value

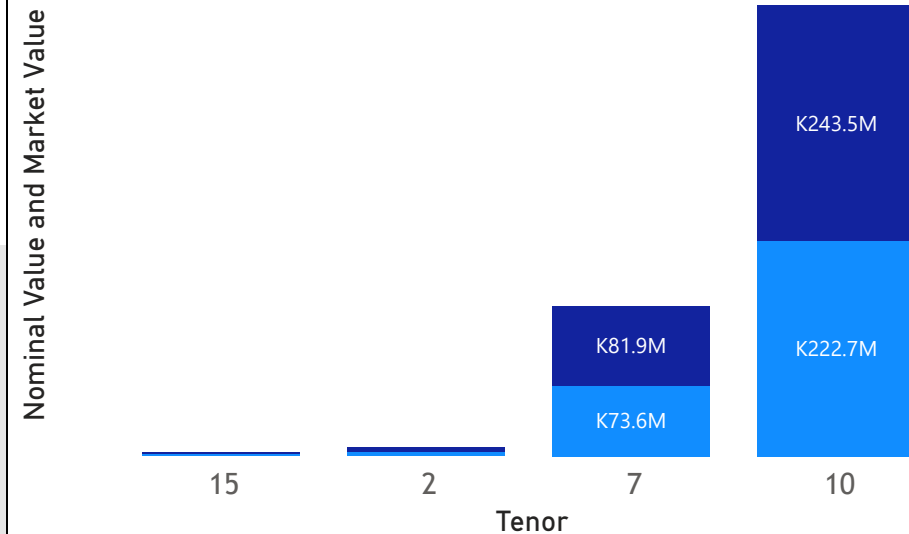
36

Number of Trades

GRZ Bonds Secondary Market Trade Summary Report

Consideration and Nominal Value

● Nominal Value ● Market Value



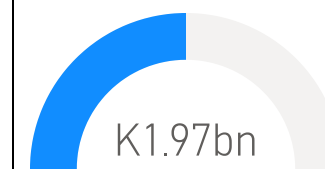
Range of Trade Prices (ZMW)*

Tenor	Min	Max
2	105.60	105.60
7	102.26	112.92
10	100.46	111.46
15	86.52	106.09

Range of Yields Rates*

Tenor	Min	Max
2	14.10	14.10
7	15.35	15.50
10	14.50	16.25
15	15.36	17.20

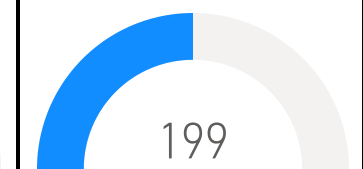
Market Value YTD



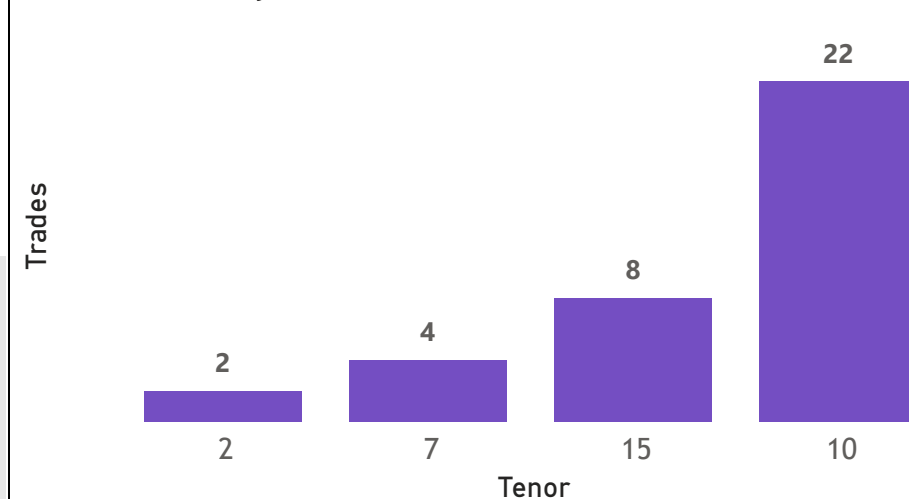
Nominal Value YTD



YTD trades



No. of Trades by Tenor



Primary Market April 2026 Auction

Tenor	Cut- Off Yield Rate	Coupon Rates	Range of Successful Yield Rates
3 Years	14.50	14.50	0.0000 – 14.5000
2 Years	14.25	14.25	10.0000 – 14.2500
10 Years	16.50	16.60	13.0000 – 16.5000
15 Years	17.50	17.50	7.0000 – 17.5000
7 Years	15.80	16.00	9.0000 – 15.8000

*Disclaimer: This content is prepared from information received by the Commission through third-party reports. The range of prices by tenor and range of yields by tenor are based on dealer submissions. The content is indicative and intended for informational purposes only and shall not in any way be deemed to be investment advice, guidance or recommendation of the SEC. Users are responsible for making investment decisions and are advised to obtain independent professional advice before acting on or using this information.

GRZ Bonds Secondary Market Trade Summary Report

ISIN Code	Coupon Rate	Issue Date	Maturity Date	Trade Date/ Valuation Date	Years To Maturity	Nominal Value	Market Value	Min Trade Price	Max Trade Price	Min Yield	Max Yield
ZM1000005943	14	02/10/2023	02/10/2038	19/06/2026	12	K524,000.00	K499,860.69	95.39	95.39	15.42	15.42
ZM1000007600	14.5	16/02/2026	16/02/2028	23/06/2026	1	K4,840,000.00	K5,111,239.96	105.60	105.60	14.10	14.10
ZM1000007634	16	16/02/2026	16/02/2033	19/06/2026	6	K570,000.00	K612,945.07	107.53	107.53	15.50	15.50
ZM1000007634	16	16/02/2026	16/02/2033	24/06/2026	6	K23,053,000.00	K24,866,685.31	102.26	102.26	15.43	15.43
ZM1000007642	16.6	16/02/2026	16/02/2036	24/06/2026	9	K100,000,000.00	K109,242,439.41	103.33	109.24	15.90	16.00
ZM1000005919	14	21/08/2023	21/08/2038	19/06/2026	12	K514,000.00	K499,959.61	97.27	97.27	15.36	15.36
ZM1000005133	14	24/01/2022	24/01/2037	24/06/2026	10	K156,610.00	K150,000.88	95.82	95.82	16.00	16.00
ZM1000004672	13	25/01/2021	25/01/2031	24/06/2026	4	K22,707,590.00	K22,816,631.54	100.46	100.46	14.50	14.50
ZM1000007576	16.85	26/01/2026	26/01/2033	22/06/2026	6	K25,000,000.00	K28,229,698.29	112.92	112.92	15.35	15.35
ZM1000007576	16.85	26/01/2026	26/01/2033	26/01/2026	7	K25,000,000.00	K28,229,698.29	106.04	106.04	15.35	15.35
ZM1000007584	17.19	26/01/2026	26/01/2036	22/06/2026	9	K50,000,000.00	K55,729,293.83	111.46	111.46	16.25	16.25
ZM1000007584	17.19	26/01/2026	26/01/2036	26/01/2026	10	K50,000,000.00	K55,729,293.83	104.44	104.44	16.25	16.25
ZM1000007709	17.59	30/03/2026	30/03/2041	24/06/2026	14	K800,000.00	K848,947.14	106.09	106.09	17.20	17.20
ZM1000005976	14	30/11/2023	30/11/2038	24/06/2026	12	K26,000.00	K22,496.66	86.52	86.52	17.05	17.05

Disclaimer: This content is prepared from information received by the Commission through third-party reports. The content is indicative and intended for informational purposes only and shall not in any way be deemed to be investment advice, guidance or recommendation of the SEC. Users are responsible for making investment decisions and are advised to obtain independent professional advice before acting on or using this information.