



**SECURITIES AND EXCHANGE COMMISSION**  
Protecting Investors in the Capital Markets

Date

Tuesday, 23 June 2026

**K545.0M**

Total Nominal Value

**K575.8M**

Total Market Value

**65**

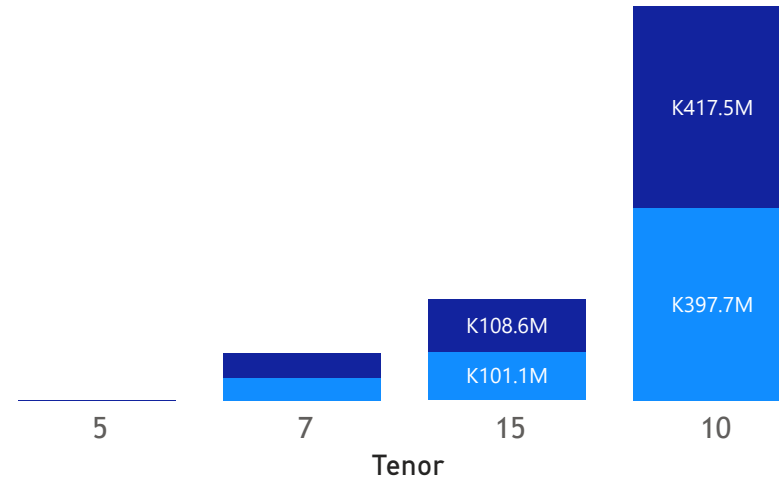
Number of Trades

# GRZ Bonds Secondary Market Trade Summary Report

## Consideration and Nominal Value

● Nominal Value ● Market Value

Nominal Value and Market Value



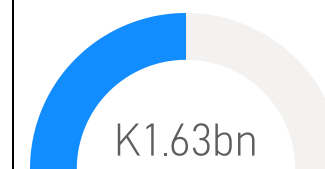
## Range of Trade Prices (ZMW)\*

Tenor	Min	Max
5	109.61	109.61
7	87.23	102.26
10	97.95	112.41
15	82.67	162.31

## Range of Yields Rates\*

Tenor	Min	Max
5	16.61	16.61
7	15.43	20.60
10	14.00	16.30
15	16.50	17.50

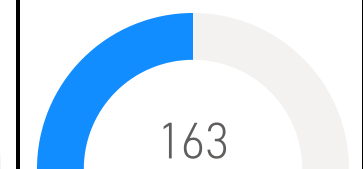
## Market Value YTD



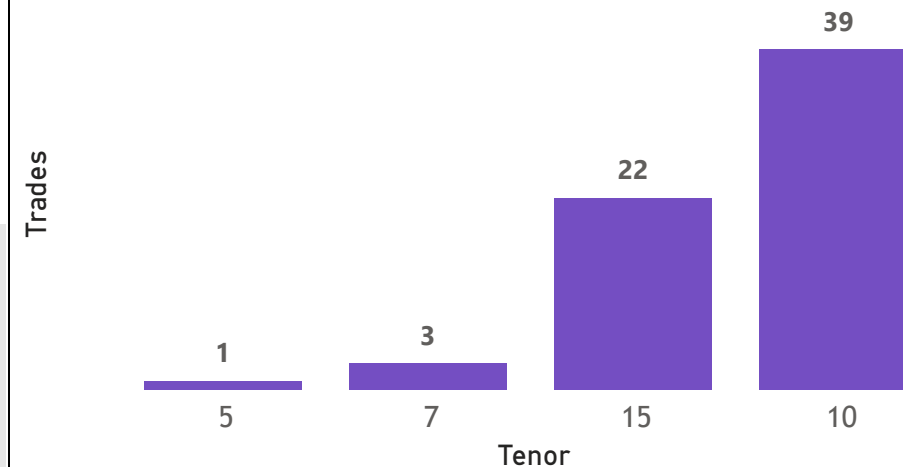
## Nominal Value YTD



## YTD trades



## No. of Trades by Tenor



## Primary Market April 2026 Auction

Tenor	Cut- Off Yield Rate	Coupon Rates	Range of Successful Yield Rates
3 Years	14.50	14.50	0.0000 – 14.5000
2 Years	14.25	14.25	10.0000 – 14.2500
10 Years	16.50	16.60	13.0000 – 16.5000
15 Years	17.50	17.50	7.0000 – 17.5000
7 Years	15.80	16.00	9.0000 – 15.8000

\*Disclaimer: This content is prepared from information received by the Commission through third-party reports. The range of prices by tenor and range of yields by tenor are based on dealer submissions. The content is indicative and intended for informational purposes only and shall not in any way be deemed to be investment advice, guidance or recommendation of the SEC. Users are responsible for making investment decisions and are advised to obtain independent professional advice before acting on or using this information.

# GRZ Bonds Secondary Market Trade Summary Report

ISIN Code	Coupon Rate	Issue Date	Maturity Date	Trade Date/ Valuation Date	Years To Maturity	Nominal Value	Market Value	Min Trade Price	Max Trade Price	Min Yield	Max Yield
ZM1000006636	27.75	01/10/2024	01/10/2039	23/06/2026	13	K61,000.00	K99,006.43	162.31	162.31	17.00	17.00
ZM1000005737	14	05/02/2023	05/02/2038	23/06/2026	11	K180,000.00	K152,395.06	82.67	82.67	17.50	17.50
ZM1000006909	20.25	16/02/2025	16/02/2030	22/06/2026	3	K50,000.00	K58,274.65	109.61	109.61	16.61	16.61
ZM1000007634	16	16/02/2026	16/02/2033	24/06/2026	6	K46,106,000.00	K49,666,701.34	101.97	102.26	15.43	15.50
ZM1000007642	16.6	16/02/2026	16/02/2036	16/02/2026	10	K178,828,000.00	K192,677,845.48	101.37	102.34	16.10	16.30
ZM1000007642	16.6	16/02/2026	16/02/2036	18/06/2026	9	K28,828,000.00	K30,991,509.83	107.50	107.50	16.23	16.23
ZM1000007642	16.6	16/02/2026	16/02/2036	19/06/2026	9	K50,000,000.00	K53,570,445.23	107.14	107.14	16.30	16.30
ZM1000007659	17.59	16/02/2026	16/02/2041	16/02/2026	15	K50,000,000.00	K53,651,828.07	101.18	101.18	17.35	17.35
ZM1000007659	17.59	16/02/2026	16/02/2041	19/06/2026	14	K50,000,000.00	K53,651,828.07	107.30	107.30	17.35	17.35
ZM1000003997	13	17/12/2018	17/12/2028			K60,000,000.00	K58,876,429.32	97.95	97.95	14.00	14.00
ZM1000003997	13	17/12/2018	17/12/2028	17/06/2026	2	K60,000,000.00	K58,876,429.32	98.13	98.13	14.00	14.00
ZM1000007519	16.95	22/12/2025	22/12/2032	23/06/2026	6	K90,000.00	K78,503.22	87.23	87.23	20.60	20.60
ZM1000007584	17.19	26/01/2026	26/01/2036	19/06/2026	9	K20,000,000.00	K22,481,418.36	112.41	112.41	16.05	16.05
ZM1000007592	18.79	26/01/2026	26/01/2041	23/06/2026	14	K832,860.00	K1,000,003.00	120.09	120.09	16.50	16.50

Disclaimer: This content is prepared from information received by the Commission through third-party reports. The content is indicative and intended for informational purposes only and shall not in any way be deemed to be investment advice, guidance or recommendation of the SEC. Users are responsible for making investment decisions and are advised to obtain independent professional advice before acting on or using this information.