



SECURITIES AND EXCHANGE COMMISSION
Protecting Investors in the Capital Markets

Date

< Monday, 22 June 2026

K205.9M

Total Nominal Value

K219.6M

Total Market Value

35

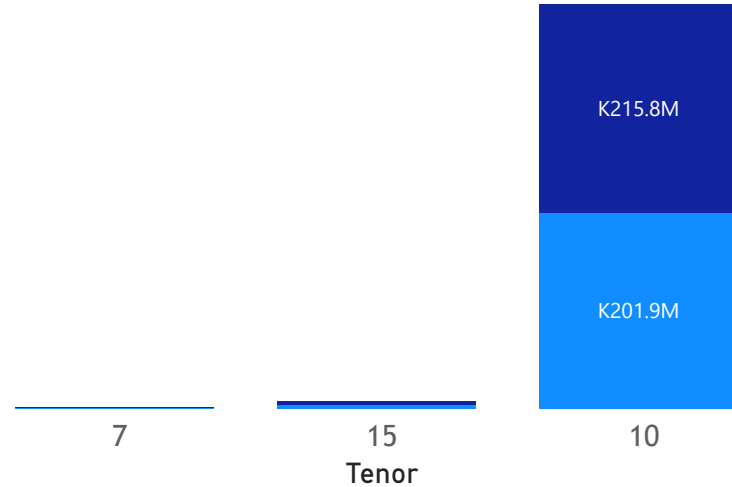
Number of Trades

GRZ Bonds Secondary Market Trade Summary Report

Consideration and Nominal Value

● Nominal Value ● Market Value

Nominal Value and Market Value



Range of Trade Prices (ZMW)*

Tenor	Min	Max
7	107.53	107.53
10	93.92	107.58
15	84.60	120.70

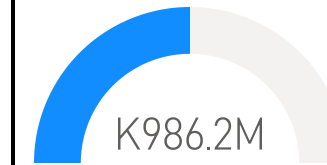
Range of Yields Rates*

Tenor	Min	Max
7	15.50	15.50
10	12.10	16.20
15	15.36	17.50

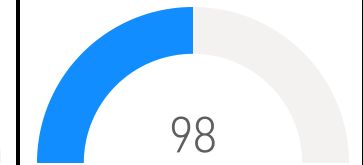
Market Value YTD



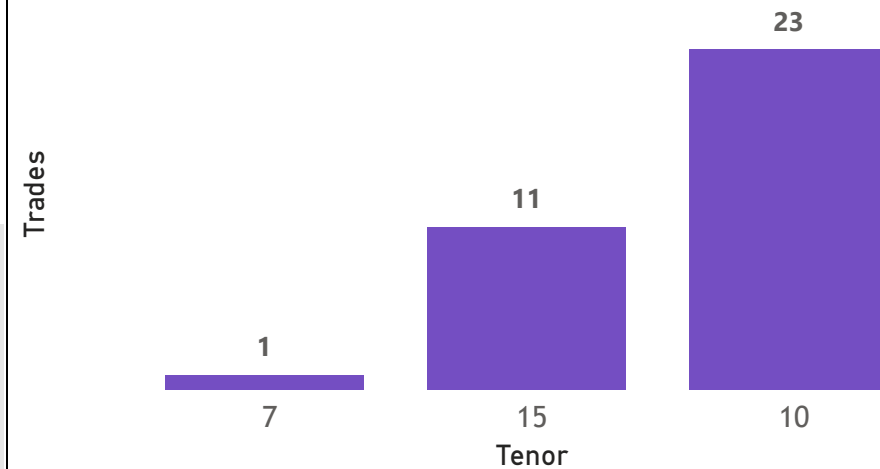
Nominal Value YTD



YTD trades



No. of Trades by Tenor



Primary Market April 2026 Auction

Tenor	Cut- Off Yield Rate	Coupon Rates	Range of Successful Yield Rates
3 Years	14.50	14.50	0.0000 – 14.5000
2 Years	14.25	14.25	10.0000 – 14.2500
10 Years	16.50	16.60	13.0000 – 16.5000
15 Years	17.50	17.50	7.0000 – 17.5000
7 Years	15.80	16.00	9.0000 – 15.8000

*Disclaimer: This content is prepared from information received by the Commission through third-party reports. The range of prices by tenor and range of yields by tenor are based on dealer submissions. The content is indicative and intended for informational purposes only and shall not in any way be deemed to be investment advice, guidance or recommendation of the SEC. Users are responsible for making investment decisions and are advised to obtain independent professional advice before acting on or using this information.



GRZ Bonds Secondary Market Trade Summary Report

ISIN Code	Coupon Rate	Issue Date	Maturity Date	Trade Date/ Valuation Date	Years To Maturity	Nominal Value	Market Value	Min Trade Price	Max Trade Price	Min Yield	Max Yield
ZM1000005943	14	02/10/2023	02/10/2038	17/06/2026	12	K276,000.00	K259,996.54	94.20	94.20	15.64	15.64
ZM1000005943	14	02/10/2023	02/10/2038	19/06/2026	12	K524,000.00	K499,860.69	95.39	95.39	15.42	15.42
ZM1000005943	14	02/10/2023	02/10/2038	22/06/2026	12	K667,210.00	K600,000.64	89.92	89.92	16.53	16.53
ZM1000005737	14	05/02/2023	05/02/2038	22/06/2026	11	K1,113,630.00	K983,245.63	84.60	89.07	16.50	17.50
ZM1000007634	16	16/02/2026	16/02/2033	19/06/2026	6	K570,000.00	K612,945.07	107.53	107.53	15.50	15.50
ZM1000007642	16.6	16/02/2026	16/02/2036	16/02/2026	10	K150,000,000.00	K161,860,466.46	101.85	102.34	16.10	16.20
ZM1000007642	16.6	16/02/2026	16/02/2036	17/06/2026	9	K28,828,000.00	K31,013,367.37	107.58	107.58	16.20	16.20
ZM1000004979	13	20/09/2021	20/09/2031	18/06/2026	5	K2,100,000.00	K2,009,446.85	95.69	95.69	15.15	15.15
ZM1000005919	14	21/08/2023	21/08/2038	19/06/2026	12	K514,000.00	K499,959.61	97.27	97.27	15.36	15.36
ZM1000004672	13	25/01/2021	25/01/2031	17/06/2026	4	K9,500,000.00	K9,423,423.62	99.19	99.19	14.86	14.86
ZM1000004672	13	25/01/2021	25/01/2031	22/03/2021	9	K9,500,000.00	K9,423,423.62	93.92	93.92	14.86	14.86
ZM1000007055	20	28/04/2025	28/04/2040	22/06/2026	13	K315,000.00	K380,217.04	120.70	120.70	16.64	16.64
ZM1000002999	13	29/08/2016	29/08/2026	18/06/2026	0	K1,947,032.00	K2,027,537.37	104.13	104.13	12.10	12.10

Disclaimer: This content is prepared from information received by the Commission through third-party reports. The content is indicative and intended for informational purposes only and shall not in any way be deemed to be investment advice, guidance or recommendation of the SEC. Users are responsible for making investment decisions and are advised to obtain independent professional advice before acting on or using this information.