



SECURITIES AND EXCHANGE COMMISSION
Protecting Investors in the Capital Markets

Date

< Friday, 19 June 2026

K485.9M

Total Nominal Value

K528.3M

Total Market Value

43

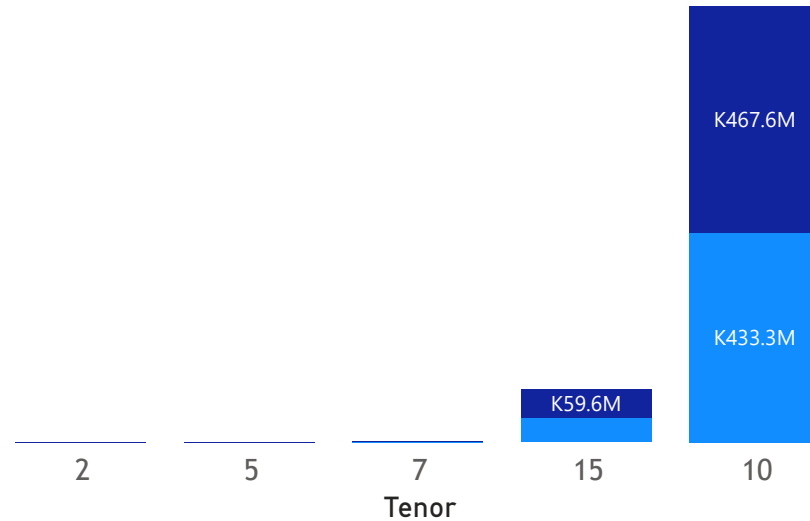
Number of Trades

GRZ Bonds Secondary Market Trade Summary Report

Consideration and Nominal Value

● Nominal Value ● Market Value

Nominal Value and Market Value




Range of Trade Prices (ZMW)*

Tenor	Min	Max
2	100.39	100.39
5	98.89	112.98
7	88.71	88.71
10	85.55	108.43
15	89.64	125.45

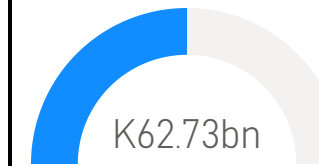
Range of Yields Rates*

Tenor	Min	Max
2	15.00	15.00
5	14.85	16.00
7	16.25	16.25
10	16.00	18.00
15	15.50	18.16

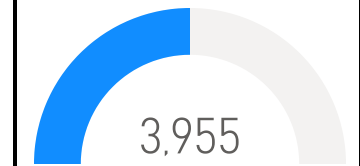
Market Value YTD



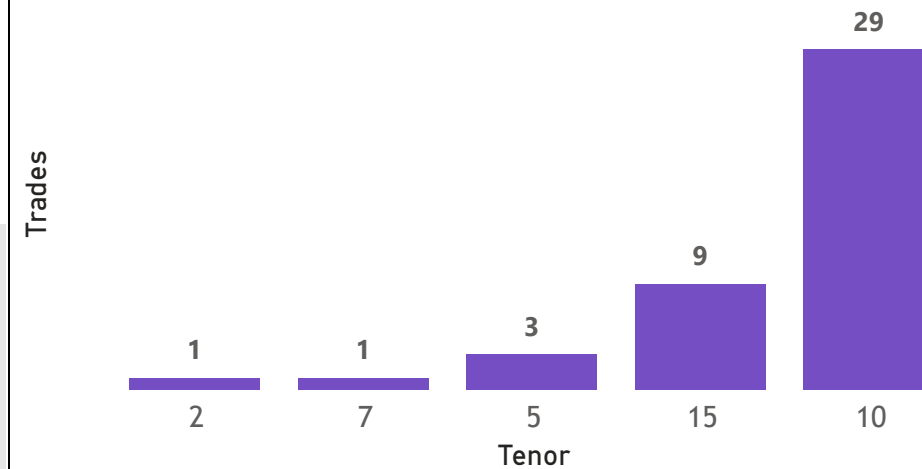
Nominal Value YTD



YTD trades



No. of Trades by Tenor



Primary Market April 2026 Auction

Tenor	Cut- Off Yield Rate	Coupon Rates	Range of Successful Yield Rates
3 Years	14.50	14.50	0.0000 – 14.5000
2 Years	14.25	14.25	10.0000 – 14.2500
10 Years	16.50	16.60	13.0000 – 16.5000
15 Years	17.50	17.50	7.0000 – 17.5000
7 Years	15.80	16.00	9.0000 – 15.8000

*Disclaimer: This content is prepared from information received by the Commission through third-party reports. The range of prices by tenor and range of yields by tenor are based on dealer submissions. The content is indicative and intended for informational purposes only and shall not in any way be deemed to be investment advice, guidance or recommendation of the SEC. Users are responsible for making investment decisions and are advised to obtain independent professional advice before acting on or using this information.



GRZ Bonds Secondary Market Trade Summary Report

ISIN Code	Coupon Rate	Issue Date	Maturity Date	Trade Date/ Valuation Date	Years To Maturity	Nominal Value	Market Value	Min Trade Price	Max Trade Price	Min Yield	Max Yield
ZM1000006214	22	02/04/2024	02/04/2029	19/06/2026	2	K260,000.00	K305,980.14	112.98	112.98	16.00	16.00
ZM1000005943	14	02/10/2023	02/10/2038	19/06/2026	12	K556,010.00	K500,001.90	89.92	89.92	16.50	16.50
ZM1000005695	13	04/03/2023	04/03/2033	16/06/2026	6	K3,218,000.00	K2,794,568.02	86.84	86.84	17.02	17.02
ZM1000007642	16.6	16/02/2026	16/02/2036	16/02/2026	10	K265,000,000.00	K285,960,724.87	101.85	102.83	16.00	16.20
ZM1000007642	16.6	16/02/2026	16/02/2036	16/06/2026	9	K85,000,000.00	K91,287,614.19	107.40	107.40	16.20	16.20
ZM1000007642	16.6	16/02/2026	16/02/2036	17/06/2026	9	K30,000,000.00	K32,527,701.78	108.43	108.43	16.00	16.00
ZM1000007642	16.6	16/02/2026	16/02/2036	19/06/2026	9	K30,000,000.00	K32,508,567.12	108.38	108.38	16.05	16.05
ZM1000005646	14	20/02/2023	20/02/2038	19/06/2026	11	K256,730.00	K230,016.36	89.64	89.64	17.00	17.00
ZM1000004987	14	20/09/2021	20/09/2036	19/06/2026	10	K208,440.00	K200,004.18	95.91	95.91	15.50	15.50
ZM1000005604	12	23/01/2023	23/01/2030	19/06/2026	3	K500,000.00	K467,721.38	88.71	88.71	16.25	16.25
ZM1000005216	13	23/03/2022	23/03/2032	19/06/2026	5	K93,492.00	K80,000.40	85.55	85.55	18.00	18.00
ZM1000006750	23.29	25/11/2024	25/11/2039	19/06/2026	13	K480,000.00	K609,835.68	125.45	125.45	18.16	18.16
ZM1000007584	17.19	26/01/2026	26/01/2036	19/06/2026	9	K20,000,000.00	K22,481,418.36	105.44	105.44	16.05	16.05
ZM1000007592	18.79	26/01/2026	26/01/2041	17/06/2026	14	K25,000,000.00	K29,011,510.27	116.05	116.05	17.15	17.15
ZM1000007592	18.79	26/01/2026	26/01/2041	26/01/2026	15	K25,000,000.00	K29,011,510.27	108.63	108.63	17.15	17.15
ZM1000005794	11	26/06/2023	26/06/2028	19/06/2026	2	K131,510.00	K130,014.44	98.89	98.89	14.85	14.85
ZM1000007063	15.5	27/05/2025	27/05/2027	19/06/2026	0	K200,000.00	K202,736.82	100.39	100.39	15.00	15.00

Disclaimer: This content is prepared from information received by the Commission through third-party reports. The content is indicative and intended for informational purposes only and shall not in any way be deemed to be investment advice, guidance or recommendation of the SEC. Users are responsible for making investment decisions and are advised to obtain independent professional advice before acting on or using this information.