



SECURITIES AND EXCHANGE COMMISSION
Protecting Investors in the Capital Markets

Date

Thursday, 18 June 2026

K560.8M

Total Nominal Value

K591.6M

Total Market Value

35

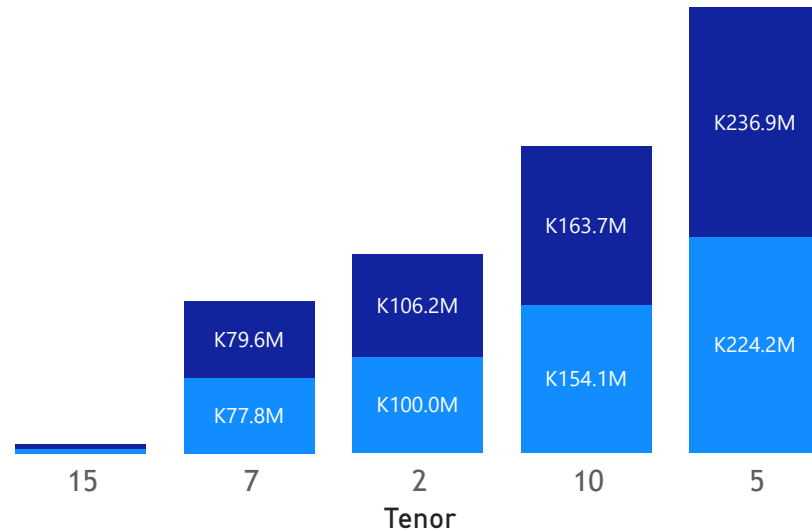
Number of Trades

GRZ Bonds Secondary Market Trade Summary Report

Consideration and Nominal Value

● Nominal Value ● Market Value

Nominal Value and Market Value



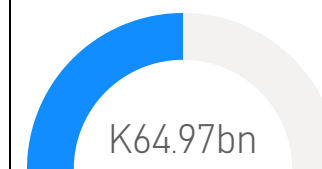
Range of Trade Prices (ZMW)*

Tenor	Min	Max
2	101.40	106.24
5	85.03	111.41
7	98.31	102.32
10	83.26	128.80
15	79.82	152.36


Range of Yields Rates*

Tenor	Min	Max
2	13.50	13.50
5	8.60	20.00
7	11.39	13.30
10	12.53	18.50
15	15.50	18.60

Market Value YTD



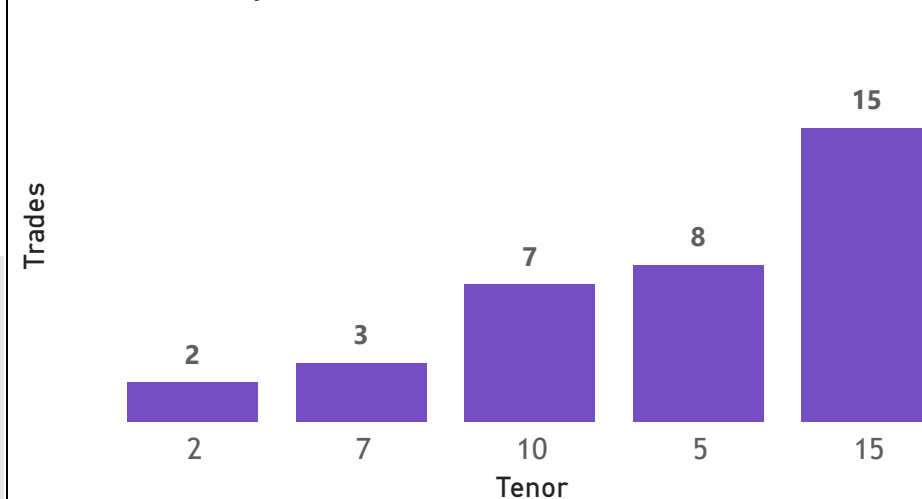
Nominal Value YTD



YTD trades



No. of Trades by Tenor



Primary Market April 2026 Auction

Tenor	Cut- Off Yield Rate	Coupon Rates	Range of Successful Yield Rates
3 Years	14.50	14.50	0.0000 – 14.5000
2 Years	14.25	14.25	10.0000 – 14.2500
10 Years	16.50	16.60	13.0000 – 16.5000
15 Years	17.50	17.50	7.0000 – 17.5000
7 Years	15.80	16.00	9.0000 – 15.8000

*Disclaimer: This content is prepared from information received by the Commission through third-party reports. The range of prices by tenor and range of yields by tenor are based on dealer submissions. The content is indicative and intended for informational purposes only and shall not in any way be deemed to be investment advice, guidance or recommendation of the SEC. Users are responsible for making investment decisions and are advised to obtain independent professional advice before acting on or using this information.



GRZ Bonds Secondary Market Trade Summary Report

ISIN Code	Coupon Rate	Issue Date	Maturity Date	Trade Date/ Valuation Date	Years To Maturity	Nominal Value	Market Value	Min Trade Price	Max Trade Price	Min Yield	Max Yield
ZM1000005943	14	02/10/2023	02/10/2038	18/06/2026	12	K266,890.00	K240,000.52	89.92	89.92	16.50	16.50
ZM1000005737	14	05/02/2023	05/02/2038	18/06/2026	11	K16,000.00	K14,304.24	87.56	87.56	16.40	16.40
ZM1000007600	14.5	16/02/2026	16/02/2028	16/06/2026	1	K100,000,000.00	K106,242,675.34	101.40	106.24	13.50	13.50
ZM1000007642	16.6	16/02/2026	16/02/2036	16/06/2026	9	K100,000,000.00	K108,627,893.16	103.08	108.63	15.95	15.95
ZM1000006933	22.8	16/02/2025	16/02/2040	18/06/2026	13	K1,075,670.00	K1,527,686.14	134.40	134.40	16.40	16.40
ZM1000006180	26.5	19/02/2024	19/02/2039	18/06/2026	12	K30,928.00	K49,818.58	152.36	152.36	16.50	16.50
ZM1000005455	13	19/09/2022	19/09/2032	18/06/2026	6	K600,000.00	K499,538.98	83.26	83.26	18.50	18.50
ZM1000006842	20.8	20/01/2025	20/01/2030	18/06/2026	3	K100,000.00	K119,957.10	111.41	111.41	16.44	16.44
ZM1000006867	22.5	20/01/2025	20/01/2035	18/06/2026	8	K400,000.00	K551,924.12	128.80	128.80	16.17	16.17
ZM1000005224	14	23/03/2022	23/03/2037	18/06/2026	10	K104,000.00	K95,952.42	88.89	88.89	16.20	16.20
ZM1000006818	23.5	23/12/2024	23/12/2039	18/06/2026	13	K230,000.00	K341,659.88	137.09	137.09	16.55	16.55
ZM1000005133	14	24/01/2022	24/01/2037	18/06/2026	10	K804,000.00	K760,392.65	88.98	88.98	16.20	16.20
ZM1000005851	14	24/07/2023	24/07/2038	18/06/2026	12	K21,986.00	K20,364.82	87.03	87.03	16.50	16.50
ZM1000005810	13	26/06/2023	26/06/2033	18/06/2026	7	K23,050,000.00	K24,978,109.45	102.17	102.17	12.53	12.53
ZM1000005810	13	26/06/2023	26/06/2033	18/06/2027	6	K30,000,000.00	K29,064,438.08	91.07	91.07	15.10	15.10
ZM1000006065	14	26/12/2023	26/12/2038	18/06/2026	12	K1,083,000.00	K1,066,468.01	98.47	98.47	15.50	15.50
ZM1000004342	12	27/04/2020	27/04/2027	23/06/2026	0	K77,545,792.00	K79,341,963.93	102.32	102.32	11.39	11.39
ZM1000006008	11	27/11/2023	27/11/2028	18/06/2026	2	K300,000.00	K255,086.14	85.03	85.03	19.30	19.30
ZM1000005075	11	27/12/2021	27/12/2026	18/06/2026	0	K55,032,787.00	K58,375,090.70	106.03	106.03	9.54	9.54
ZM1000005075	11	27/12/2021	27/12/2026	23/06/2026	0	K55,032,787.00	K58,375,909.70	106.07	106.07	9.54	9.54
ZM1000007055	20	28/04/2025	28/04/2040	18/06/2026	13	K315,000.00	K380,217.04	117.91	117.91	16.64	16.64
ZM1000004839	11	28/06/2021	28/06/2026	18/06/2026	0	K56,815,870.00	K59,847,570.27	105.35	105.35	8.60	8.60

Disclaimer: This content is prepared from information received by the Commission through third-party reports. The content is indicative and intended for informational purposes only and shall not in any way be deemed to be investment advice, guidance or recommendation of the SEC. Users are responsible for making investment decisions and are advised to obtain independent professional advice before acting on or using this information.