



SECURITIES AND EXCHANGE COMMISSION
Protecting Investors in the Capital Markets

Date

< Wednesday, 17 June 2026 >

K797.6M

Total Nominal Value

K830.2M

Total Market Value

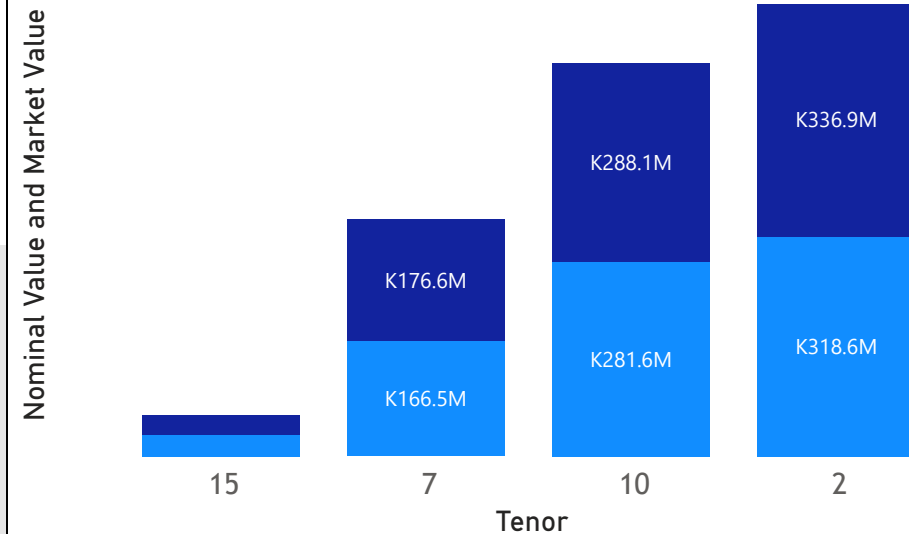
39

Number of Trades

GRZ Bonds Secondary Market Trade Summary Report

Consideration and Nominal Value

● Nominal Value ● Market Value




Range of Trade Prices (ZMW)*

Tenor	Min	Max
2	100.68	105.84
7	98.70	116.96
10	90.29	138.77
15	86.83	96.89

Range of Yields Rates*

Tenor	Min	Max
2	13.75	14.00
7	13.00	15.80
10	13.00	17.00
15	15.80	16.52

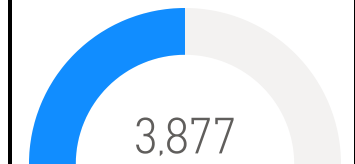
Market Value YTD



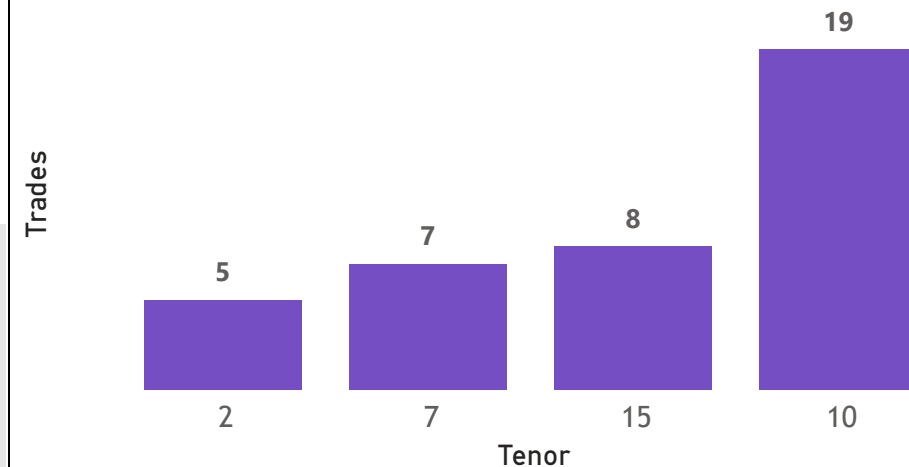
Nominal Value YTD



YTD trades



No. of Trades by Tenor



Primary Market April 2026 Auction

Tenor	Cut- Off Yield Rate	Coupon Rates	Range of Successful Yield Rates
3 Years	14.50	14.50	0.0000 – 14.5000
2 Years	14.25	14.25	10.0000 – 14.2500
10 Years	16.50	16.60	13.0000 – 16.5000
15 Years	17.50	17.50	7.0000 – 17.5000
7 Years	15.80	16.00	9.0000 – 15.8000

*Disclaimer: This content is prepared from information received by the Commission through third-party reports. The range of prices by tenor and range of yields by tenor are based on dealer submissions. The content is indicative and intended for informational purposes only and shall not in any way be deemed to be investment advice, guidance or recommendation of the SEC. Users are responsible for making investment decisions and are advised to obtain independent professional advice before acting on or using this information.



GRZ Bonds Secondary Market Trade Summary Report

ISIN Code	Coupon Rate	Issue Date	Maturity Date	Trade Date/ Valuation Date	Years To Maturity	Nominal Value	Market Value	Min Trade Price	Max Trade Price	Min Yield	Max Yield
ZM1000004383	14	01/06/2020	01/06/2035	17/06/2026	8	K575,642.00	K523,947.60	91.02	91.02	16.05	16.05
ZM1000005695	13	04/03/2023	04/03/2033	15/06/2026	6	K2,858,687.00	K2,639,315.16	92.33	92.33	15.50	15.50
ZM1000007600	14.5	16/02/2026	16/02/2028	12/06/2026	1	K100,000,000.00	K105,634,148.68	100.68	100.97	14.00	14.00
ZM1000007600	14.5	16/02/2026	16/02/2028	15/06/2026	1	K168,640,000.00	K178,485,792.28	105.84	105.84	13.75	13.75
ZM1000007600	14.5	16/02/2026	16/02/2028	16/02/2026	2	K50,000,000.00	K52,744,174.66	100.68	100.68	13.99	13.99
ZM1000007634	16	16/02/2026	16/02/2033	15/06/2026	6	K500,000.00	K530,208.55	106.04	106.04	15.80	15.80
ZM1000007634	16	16/02/2026	16/02/2033	16/02/2026	7	K500,000.00	K530,208.55	100.74	100.74	15.80	15.80
ZM1000007634	16	16/02/2026	16/02/2033	17/06/2026		K80,000,000.00	K86,903,447.66	102.59	104.06	15.10	15.35
ZM1000007642	16.6	16/02/2026	16/02/2036	10/06/2026	9	K2,200,000.00	K2,370,492.41	107.75	107.75	16.10	16.10
ZM1000007642	16.6	16/02/2026	16/02/2036	15/06/2026	9	K50,000,000.00	K53,920,556.87	107.84	107.84	16.10	16.10
ZM1000007642	16.6	16/02/2026	16/02/2036	16/02/2026	10	K2,200,000.00	K2,370,492.41	102.34	102.34	16.10	16.10
ZM1000007642	16.6	16/02/2026	16/02/2036	17/06/2026	9	K50,000,000.00	K54,212,836.30	108.44	108.44	16.00	16.00
ZM1000003351	13	18/12/2017	18/12/2027	17/06/2026	1	K135,000,000.00	K134,631,742.20	99.08	100.03	13.00	13.70
ZM1000005901	13	21/08/2023	21/08/2033	02/08/2024	9	K8,872,167.00	K8,292,362.62	95.18	95.18	15.50	15.50
ZM1000005919	14	21/08/2023	21/08/2038	17/06/2026	12	K15,145,889.00	K13,983,457.17	87.84	87.84	16.32	16.32
ZM1000004748	14	22/03/2021	22/03/2036	10/06/2026	9	K3,232,534.00	K3,006,808.54	93.02	93.02	16.10	16.10
ZM1000004748	14	22/03/2021	22/03/2036	22/03/2021	15	K3,232,534.00	K3,006,808.54	89.76	89.76	16.10	16.10
ZM1000006503	25.75	22/07/2024	22/07/2034	11/06/2026	8	K460,000.00	K685,419.65	138.77	138.77	17.00	17.00
ZM1000005810	13	26/06/2023	26/06/2033	26/06/2023	10	K30,000,000.00	K28,934,443.15	90.29	90.29	15.30	15.30
ZM1000006065	14	26/12/2023	26/12/2038	17/06/2026	12	K7,673,400.00	K7,174,997.32	86.83	86.83	16.52	16.52
ZM1000004466	14	27/07/2020	27/07/2035	17/06/2026	9	K1,032,650.00	K999,999.88	96.89	96.89	15.80	15.80
ZM1000007394	16.99	27/10/2025	27/10/2032	17/06/2026	6	K21,000,000.00	K24,561,976.56	116.96	116.96	13.50	13.50

Disclaimer: This content is prepared from information received by the Commission through third-party reports. The content is indicative and intended for informational purposes only and shall not in any way be deemed to be investment advice, guidance or recommendation of the SEC. Users are responsible for making investment decisions and are advised to obtain independent professional advice before acting on or using this information.