



SECURITIES AND EXCHANGE COMMISSION
Protecting Investors in the Capital Markets

Date

< Tuesday, 16 June 2026

K578.7M

Total Nominal Value

K644.2M

Total Market Value

49

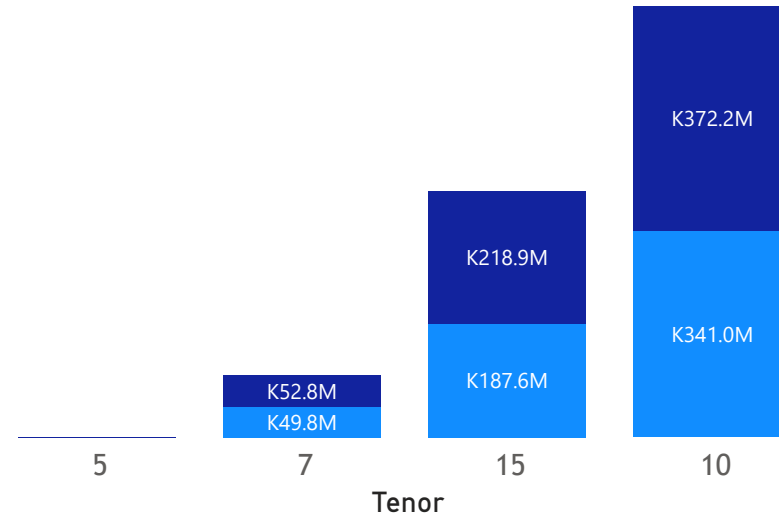
Number of Trades

GRZ Bonds Secondary Market Trade Summary Report

Consideration and Nominal Value

● Nominal Value ● Market Value

Nominal Value and Market Value




Range of Trade Prices (ZMW)*

Tenor	Min	Max
5	102.23	107.61
7	99.21	105.98
10	85.36	138.77
15	84.85	116.75

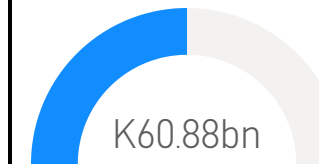
Range of Yields Rates*

Tenor	Min	Max
5	16.00	17.40
7	12.60	15.75
10	15.20	17.00
15	15.60	18.00

Market Value YTD



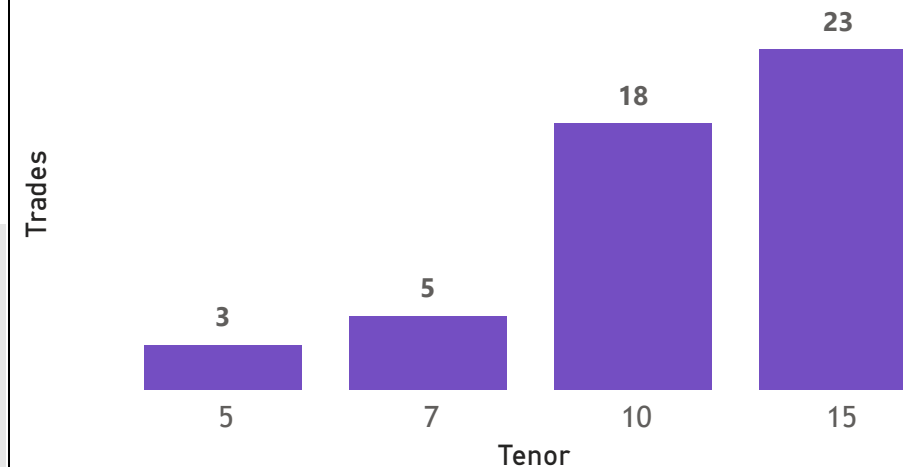
Nominal Value YTD



YTD trades



No. of Trades by Tenor



Primary Market April 2026 Auction

Tenor	Cut- Off Yield Rate	Coupon Rates	Range of Successful Yield Rates
3 Years	14.50	14.50	0.0000 – 14.5000
2 Years	14.25	14.25	10.0000 – 14.2500
10 Years	16.50	16.60	13.0000 – 16.5000
15 Years	17.50	17.50	7.0000 – 17.5000
7 Years	15.80	16.00	9.0000 – 15.8000

*Disclaimer: This content is prepared from information received by the Commission through third-party reports. The range of prices by tenor and range of yields by tenor are based on dealer submissions. The content is indicative and intended for informational purposes only and shall not in any way be deemed to be investment advice, guidance or recommendation of the SEC. Users are responsible for making investment decisions and are advised to obtain independent professional advice before acting on or using this information.



GRZ Bonds Secondary Market Trade Summary Report

ISIN Code	Coupon Rate	Issue Date	Maturity Date	Trade Date/ Valuation Date	Years To Maturity	Nominal Value	Market Value	Min Trade Price	Max Trade Price	Min Yield	Max Yield
ZM1000007634	16	16/02/2026	16/02/2033	11/06/2026	6	K40,208,000.00	K42,875,483.90	101.14	101.55	15.60	15.70
ZM1000007642	16.6	16/02/2026	16/02/2036	12/06/2026	9	K50,000,000.00	K53,652,817.13	101.55	101.55	15.60	15.60
ZM1000007642	16.6	16/02/2026	16/02/2036	16/06/2026	9	K30,000,000.00	K33,270,057.94	110.92	110.92	15.50	15.50
ZM1000007659	17.59	16/02/2026	16/02/2041	11/06/2026	14	K25,000,000.00	K27,213,678.42	101.14	101.14	15.70	15.70
ZM1000007659	17.59	16/02/2026	16/02/2041	12/06/2026	14	K50,000,000.00	K53,882,856.84	101.14	101.14	15.70	15.70
ZM1000007261	18	18/08/2025	18/08/2030	16/06/2026	4	K100,000.00	K107,562.20	107.61	107.61	17.40	17.40
ZM1000005901	13	21/08/2023	21/08/2033	16/06/2026	7	K494,840.00	K442,664.57	85.36	85.36	16.54	16.54
ZM1000005919	14	21/08/2023	21/08/2038	11/06/2026	12	K126,000.00	K119,684.45	94.99	94.99	15.75	15.75
ZM1000005919	14	21/08/2023	21/08/2038	16/06/2026	12	K169,738.00	K143,999.54	84.85	84.85	18.00	18.00
ZM1000006503	25.75	22/07/2024	22/07/2034	11/06/2026	8	K460,000.00	K685,419.65	138.77	138.77	17.00	17.00
ZM1000007451	17	24/11/2025	24/11/2032	12/06/2026	6	K5,000,000.00	K5,299,101.64	105.98	105.98	15.75	15.75
ZM1000006750	23.29	25/11/2024	25/11/2039	11/06/2026	13	K32,297,000.00	K44,114,530.70	101.55	101.55	15.60	15.60
ZM1000007584	17.19	26/01/2026	26/01/2036	11/06/2026	9	K200,000,000.00	K226,172,841.04	105.68	105.68	16.00	16.00
ZM1000007592	18.79	26/01/2026	26/01/2041	12/06/2026	14	K80,000,000.00	K93,400,002.20	101.55	116.75	15.60	17.00
ZM1000005810	13	26/06/2023	26/06/2033	16/06/2026	7	K60,000,000.00	K57,998,881.23	90.29	90.68	15.20	15.30
ZM1000007386	16.75	27/10/2025	27/10/2030	16/06/2026	4	K200,000.00	K209,045.84	102.23	102.23	16.00	16.00
ZM1000004581	12	30/11/2020	30/11/2027	16/06/2026	1	K4,595,678.00	K4,584,891.94	99.21	99.21	12.60	12.60

Disclaimer: This content is prepared from information received by the Commission through third-party reports. The content is indicative and intended for informational purposes only and shall not in any way be deemed to be investment advice, guidance or recommendation of the SEC. Users are responsible for making investment decisions and are advised to obtain independent professional advice before acting on or using this information.