



SECURITIES AND EXCHANGE COMMISSION
Protecting Investors in the Capital Markets

Date

< Monday, 15 June 2026

K394.5M

Total Nominal Value

K406.5M

Total Market Value

66

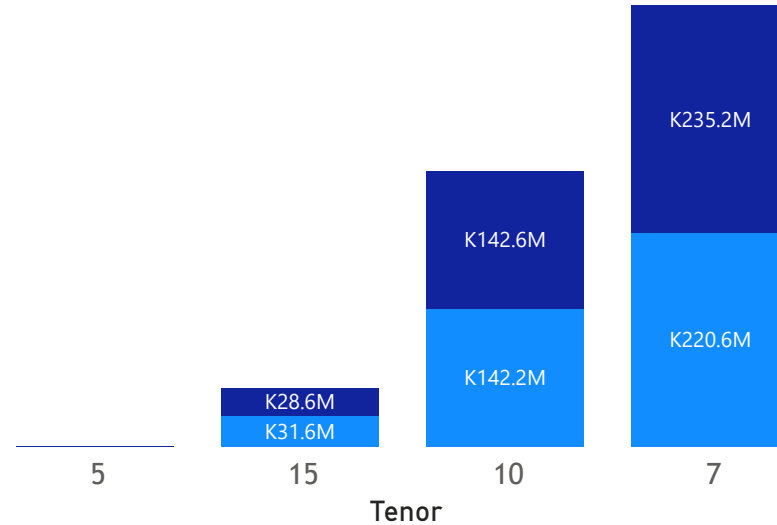
Number of Trades

GRZ Bonds Secondary Market Trade Summary Report

Consideration and Nominal Value

● Nominal Value ● Market Value

Nominal Value and Market Value




Range of Trade Prices (ZMW)*

Tenor	Min	Max
5	107.83	107.83
7	101.14	106.77
10	89.33	101.85
15	78.81	113.66

Range of Yields Rates*

Tenor	Min	Max
5	19.70	19.70
7	15.60	15.70
10	14.23	16.20
15	16.65	22.20

Market Value YTD



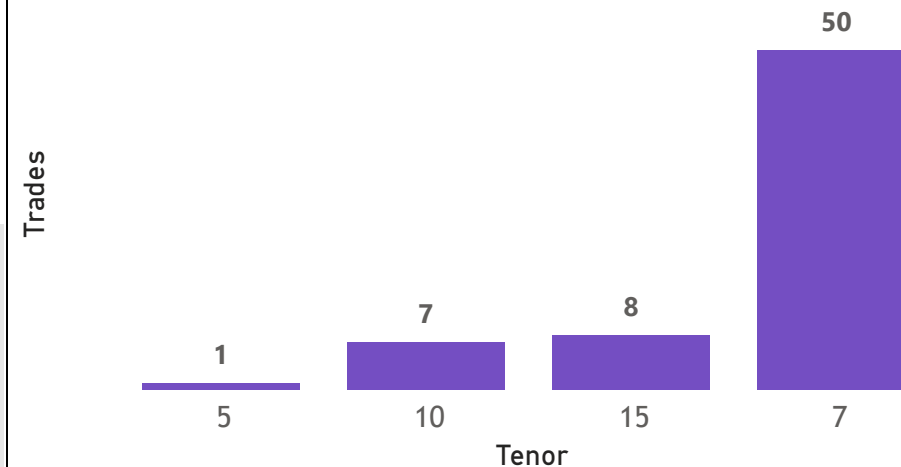
Nominal Value YTD



YTD trades



No. of Trades by Tenor



Primary Market March 2026 Auction

Tenor	Cut- Off Yield Rate	Coupon Rates	Range of Successful Yield Rates
3 Years	14.50	14.50	0.0000 – 14.5000
2 Years	14.25	14.25	10.0000 – 14.2500
10 Years	16.50	16.60	13.0000 – 16.5000
15 Years	17.50	17.50	7.0000 – 17.5000
7 Years	15.80	16.00	9.0000 – 15.8000

*Disclaimer: This content is prepared from information received by the Commission through third-party reports. The range of prices by tenor and range of yields by tenor are based on dealer submissions. The content is indicative and intended for informational purposes only and shall not in any way be deemed to be investment advice, guidance or recommendation of the SEC. Users are responsible for making investment decisions and are advised to obtain independent professional advice before acting on or using this information.



GRZ Bonds Secondary Market Trade Summary Report

ISIN Code	Coupon Rate	Issue Date	Maturity Date	Trade Date/ Valuation Date	Years To Maturity	Nominal Value	Market Value	Min Trade Price	Max Trade Price	Min Yield	Max Yield
ZM1000005257	14	03/05/2022	03/05/2037	10/06/2026	10	K178,000.00	K141,204.04	79.33	79.33	18.89	18.89
ZM1000005695	13	04/03/2023	04/03/2033	10/06/2026	6	K360,000.00	K349,957.44	97.21	97.21	14.25	14.25
ZM1000005695	13	04/03/2023	04/03/2033	15/06/2026	6	K2,858,687.00	K2,639,315.16	89.65	89.65	15.50	15.50
ZM1000005737	14	05/02/2023	05/02/2038	10/06/2026	11	K259,000.00	K204,108.24	78.81	78.81	18.88	18.88
ZM1000006909	20.25	16/02/2025	16/02/2030	15/06/2026	3	K92,000.00	K99,203.58	107.83	107.83	19.70	19.70
ZM1000007634	16	16/02/2026	16/02/2033	11/06/2026	6	K220,584,000.00	K235,217,303.64	101.14	106.77	15.60	15.70
ZM1000007642	16.6	16/02/2026	16/02/2036	16/06/2026	9	K50,000,000.00	K53,652,817.12	101.85	101.85	16.20	16.20
ZM1000005455	13	19/09/2022	19/09/2032	11/06/2026	6	K101,000.00	K99,064.18	98.08	98.08	14.23	14.23
ZM1000006875	23.25	20/01/2025	20/01/2040	15/06/2026	13	K50,000.00	K56,829.95	113.66	113.66	22.20	22.20
ZM1000005901	13	21/08/2023	21/08/2033	15/06/2026	7	K8,872,167.00	K8,292,362.62	89.33	89.33	15.50	15.50
ZM1000005919	14	21/08/2023	21/08/2038	15/06/2026	12	K15,145,889.00	K13,736,497.22	86.28	86.28	16.65	16.65
ZM1000005919	14	21/08/2023	21/08/2038	16/06/2026	12	K15,145,889.00	K13,736,497.22	86.28	86.28	16.65	16.65
ZM1000003062	14	21/11/2016	21/11/2031	10/06/2026	5	K236,000.00	K214,744.90	90.99	90.99	16.86	16.86
ZM1000005406	14	22/08/2022	22/08/2037	11/06/2026	11	K195,000.00	K160,623.15	82.37	82.37	18.74	18.74
ZM1000005810	13	26/06/2023	26/06/2033	11/06/2026	7	K40,000,000.00	K38,705,964.38	90.67	90.67	15.20	15.20
ZM1000005810	13	26/06/2023	26/06/2033	15/06/2026	7	K40,000,000.00	K38,864,764.38	91.07	91.07	15.10	15.10
ZM1000005042	14	29/11/2021	29/11/2036	15/06/2026	10	K385,000.00	K331,781.45	85.52	85.52	17.00	17.00

Disclaimer: This content is prepared from information received by the Commission through third-party reports. The content is indicative and intended for informational purposes only and shall not in any way be deemed to be investment advice, guidance or recommendation of the SEC. Users are responsible for making investment decisions and are advised to obtain independent professional advice before acting on or using this information.