



SECURITIES AND EXCHANGE COMMISSION
Protecting Investors in the Capital Markets

Date

< Friday, 12 June 2026 >

K829.0M

Total Nominal Value

K894.7M

Total Market Value

73

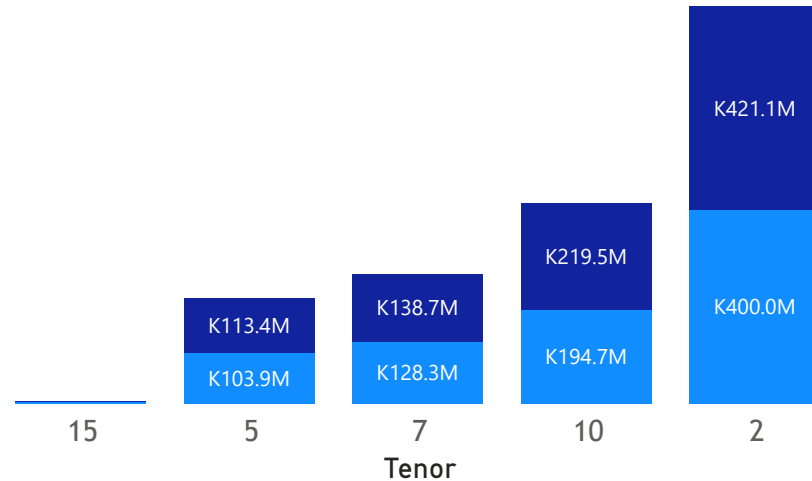
Number of Trades

GRZ Bonds Secondary Market Trade Summary Report

Consideration and Nominal Value

● Nominal Value ● Market Value

Nominal Value and Market Value



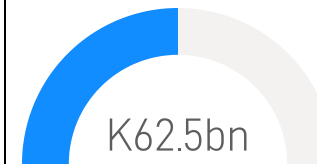
Range of Trade Prices (ZMW)*

Tenor	Min	Max
2	100.68	106.43
5	91.35	126.19
7	98.47	116.37
10	88.80	139.48
15	83.38	101.87

Range of Yields Rates*

Tenor	Min	Max
2	11.68	14.54
5	15.05	16.60
7	14.75	15.75
10	10.00	17.31
15	13.72	18.32

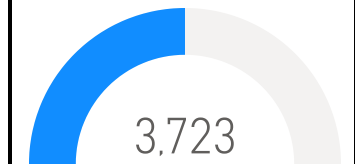
Market Value YTD



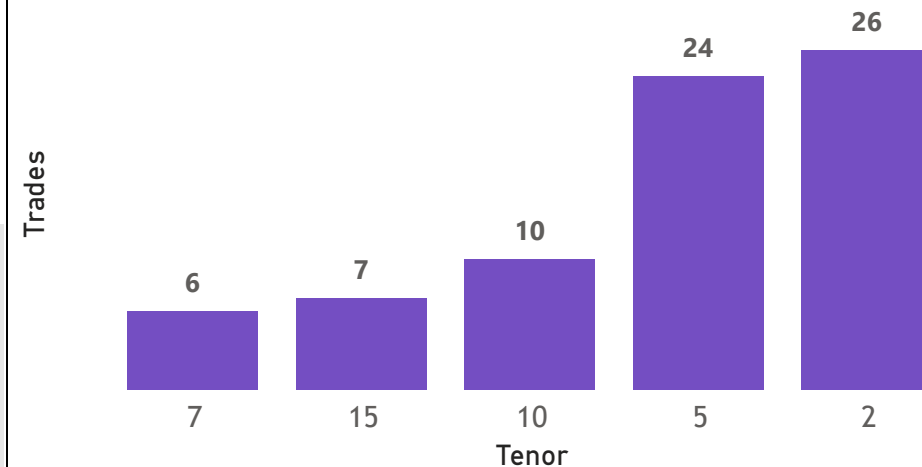
Nominal Value YTD



YTD trades



No. of Trades by Tenor



Primary Market March 2026 Auction

Tenor	Cut- Off Yield Rate	Coupon Rates	Range of Successful Yield Rates
3 Years	14.50	14.50	0.0000 – 14.5000
2 Years	14.25	14.25	10.0000 – 14.2500
10 Years	16.50	16.60	13.0000 – 16.5000
15 Years	17.50	17.50	7.0000 – 17.5000
7 Years	15.80	16.00	9.0000 – 15.8000

*Disclaimer: This content is prepared from information received by the Commission through third-party reports. The range of prices by tenor and range of yields by tenor are based on dealer submissions. The content is indicative and intended for informational purposes only and shall not in any way be deemed to be investment advice, guidance or recommendation of the SEC. Users are responsible for making investment decisions and are advised to obtain independent professional advice before acting on or using this information.



GRZ Bonds Secondary Market Trade Summary Report

ISIN Code	Coupon Rate	Issue Date	Maturity Date	Trade Date/ Valuation Date	Years To Maturity	Nominal Value	Market Value	Min Trade Price	Max Trade Price	Min Yield	Max Yield
ZM1000006545	23.5	02/09/2024	02/09/2029	02/09/2029	0	K659,900.00	K832,710.15	126.19	126.19	15.50	15.50
ZM1000005679	11	04/03/2023	04/03/2028	10/06/2026	1	K1,387,000.00	K1,320,185.28	95.18	95.18	15.50	15.50
ZM1000007600	14.5	16/02/2026	16/02/2028	10/06/2026	1	K200,000,000.00	K209,396,838.38	101.16	104.77	14.35	14.54
ZM1000007600	14.5	16/02/2026	16/02/2028	12/06/2026	1	K50,000,000.00	K52,889,974.66	105.78	105.78	13.79	13.79
ZM1000007600	14.5	16/02/2026	16/02/2028	15/06/2026	1	K100,000,000.00	K105,644,148.68	100.68	100.97	14.00	14.00
ZM1000007634	16	16/02/2026	16/02/2033	06/12/2026	6	K80,000,000.00	K86,130,673.43	107.45	107.91	15.35	15.45
ZM1000006941	15.5	17/03/2025	17/03/2027	12/06/2026	0	K50,000,000.00	K53,215,241.78	106.43	106.43	11.68	11.68
ZM1000005919	14	21/08/2023	21/08/2038	09/06/2026	12	K244,000.00	K203,449.96	83.38	83.38	18.32	18.32
ZM1000003054	13	21/11/2016	21/11/2026	06/12/2026	0	K19,586.00	K19,998.38	102.05	102.05	10.00	10.00
ZM1000003054	13	21/11/2016	21/11/2026	10/06/2026	0	K340,000.00	K338,962.87	99.69	99.69	15.50	15.50
ZM1000003062	14	21/11/2016	21/11/2031	09/06/2026	5	K980,000.00	K998,297.92	101.87	101.87	13.72	13.72
ZM1000004730	12	22/03/2021	22/03/2028	31/12/1899	128	K3,344,000.00	K3,292,960.21	98.47	98.47	14.75	14.75
ZM1000005406	14	22/08/2022	22/08/2037	09/06/2026	11	K148,000.00	K139,578.02	94.31	94.31	15.91	15.91
ZM1000005406	14	22/08/2022	22/08/2037	31/12/1899	137	K733,000.00	K633,090.48	86.37	86.37	17.70	17.70
ZM1000005190	11	23/03/2022	23/03/2027	06/12/2026	0	K700,000.00	K690,055.84	98.55	98.55	16.60	16.60
ZM1000007451	17	24/11/2025	24/11/2032	10/06/2026	6	K30,000,000.00	K32,302,449.45	107.67	107.67	15.30	15.30
ZM1000007451	17	24/11/2025	24/11/2032	16/06/2026	6	K5,000,000.00	K5,299,101.64	104.91	104.91	15.75	15.75
ZM1000007568	16.1	26/01/2026	26/01/2031	10/06/2026	4	K100,000,000.00	K109,399,213.74	103.36	109.40	15.05	15.05
ZM1000007584	17.19	26/01/2026	26/01/2036	09/06/2026	9	K190,000,000.00	K213,671,303.96	105.68	112.79	15.87	16.00
ZM1000005810	13	26/06/2023	26/06/2033	10/06/2026	7	K1,114,000.00	K989,189.24	88.80	88.80	17.31	17.31
ZM1000005554	11	27/12/2022	27/12/2027	11/06/2026	1	K101,000.00	K92,260.97	91.35	91.35	16.00	16.00
ZM1000005554	11	27/12/2022	27/12/2027	31/12/1899	128	K1,071,000.00	K1,064,192.48	99.36	99.36	15.25	15.25

Disclaimer: This content is prepared from information received by the Commission through third-party reports. The content is indicative and intended for informational purposes only and shall not in any way be deemed to be investment advice, guidance or recommendation of the SEC. Users are responsible for making investment decisions and are advised to obtain independent professional advice before acting on or using this information.