



SECURITIES AND EXCHANGE COMMISSION
Protecting Investors in the Capital Markets

Date

< Wednesday, 10 June 2026

K2.5bn

Total Nominal Value

K2.5bn

Total Market Value

43

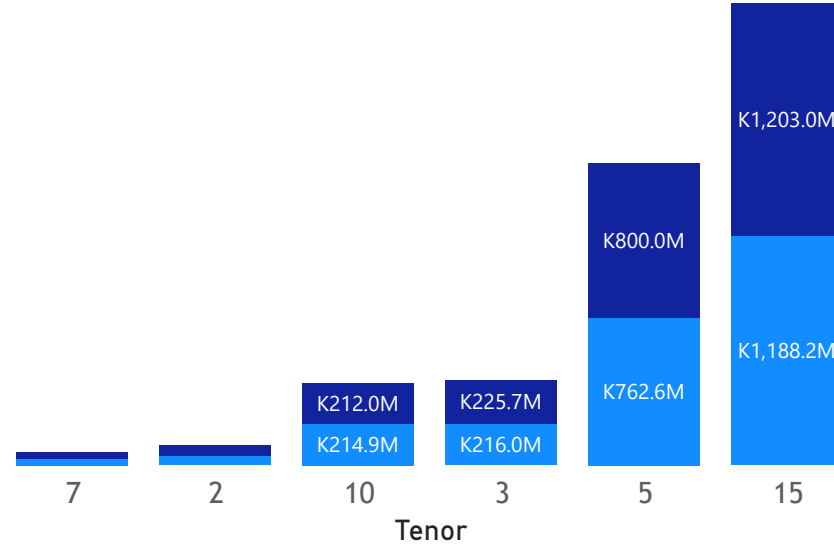
Number of Trades

GRZ Bonds Secondary Market Trade Summary Report

Consideration and Nominal Value

● Nominal Value ● Market Value

Nominal Value and Market Value



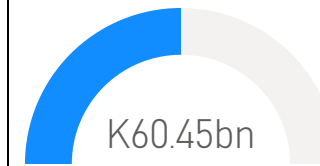
Range of Trade Prices (ZMW)*

Tenor	Min	Max
2	104.88	105.73
3	99.92	99.92
5	93.07	119.62
7	95.78	121.16
10	86.48	136.54
15	80.25	111.09

Range of Yields Rates*

Tenor	Min	Max
2	13.20	16.30
3	11.25	11.25
5	11.25	15.50
7	14.75	20.10
10	14.75	18.00
15	15.50	22.10

Market Value YTD



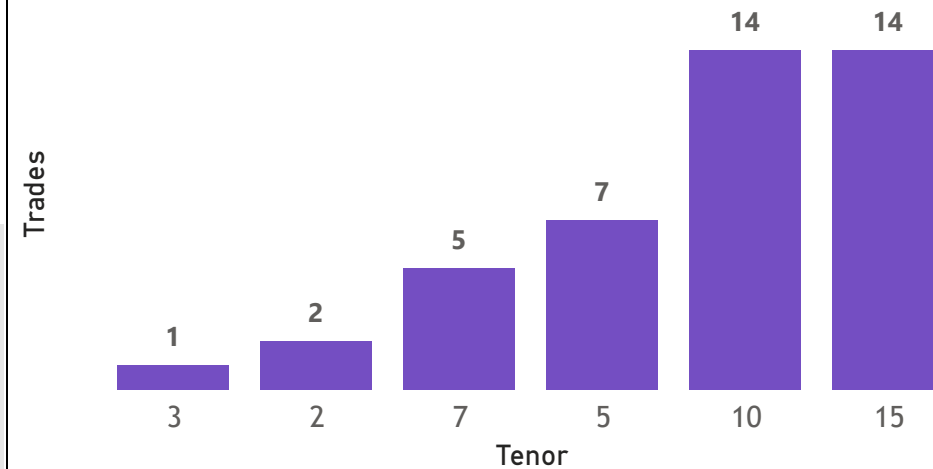
Nominal Value YTD



YTD trades



No. of Trades by Tenor



Primary Market March 2026 Auction

Tenor	Cut- Off Yield Rate	Coupon Rates	Range of Successful Yield Rates
3 Years	14.50	14.50	0.0000 – 14.5000
2 Years	14.25	14.25	10.0000 – 14.2500
10 Years	16.50	16.60	13.0000 – 16.5000
15 Years	17.50	17.50	7.0000 – 17.5000
7 Years	15.80	16.00	9.0000 – 15.8000

*Disclaimer: This content is prepared from information received by the Commission through third-party reports. The range of prices by tenor and range of yields by tenor are based on dealer submissions. The content is indicative and intended for informational purposes only and shall not in any way be deemed to be investment advice, guidance or recommendation of the SEC. Users are responsible for making investment decisions and are advised to obtain independent professional advice before acting on or using this information.



GRZ Bonds Secondary Market Trade Summary Report

ISIN Code	Coupon Rate	Issue Date	Maturity Date	Trade Date/ Valuation Date	Years To Maturity	Nominal Value	Market Value	Min Trade Price	Max Trade Price	Min Yield	Max Yield
ZM1000004383	14	01/06/2020	01/06/2035	06/10/2026	8	K2,124,554.00	K1,704,776.24	80.25	80.25	18.70	18.70
ZM1000006545	23.5	02/09/2024	02/09/2029	12/06/2026	3	K659,900.00	K832,710.15	119.62	119.62	15.50	15.50
ZM1000005679	11	04/03/2023	04/03/2028	12/06/2026	1	K1,387,000.00	K1,320,185.28	93.07	93.07	15.50	15.50
ZM1000005695	13	04/03/2023	04/03/2033	06/10/2026	6	K80,000.00	K69,281.30	86.48	86.48	17.00	17.00
ZM1000005695	13	04/03/2023	04/03/2033	10/06/2026	6	K200,000.00	K181,847.24	90.92	90.92	15.80	15.80
ZM1000002148	14	17/02/2014	13/02/2029	08/06/2026	2	K243,889,529.00	K245,629,122.85	96.23	96.23	15.75	15.75
ZM1000001751	14	20/02/2012	16/02/2027	08/06/2026	0	K226,801,328.00	K236,564,062.62	99.62	99.62	15.50	15.50
ZM1000006883	16.2	16/02/2025	16/02/2027	10/06/2026	0	K55,000.00	K57,682.65	104.88	104.88	16.30	16.30
ZM1000007659	17.59	16/02/2026	16/02/2041	05/06/2026	14	K25,000,000.00	K26,801,140.75	107.20	107.20	17.25	17.25
ZM1000007659	17.59	16/02/2026	16/02/2041	08/06/2026	14	K25,000,000.00	K26,801,140.75	101.71	101.71	17.25	17.25
ZM1000003054	13	21/11/2016	21/11/2026	12/06/2026	0	K340,000.00	K338,962.87	98.91	98.91	15.50	15.50
ZM1000004730	12	22/03/2021	22/03/2028	12/06/2026	1	K3,344,000.00	K3,292,960.21	95.78	95.78	14.75	14.75
ZM1000006495	24	22/07/2024	22/07/2031	10/06/2026	5	K70,000.00	K84,810.48	121.16	121.16	20.10	20.10
ZM1000005406	14	22/08/2022	22/08/2037	12/06/2026	11	K733,000.00	K633,090.48	82.15	82.15	17.70	17.70
ZM1000007451	17	24/11/2025	24/11/2032	06/10/2026	6	K30,150,000.00	K32,453,722.55	100.76	107.59	15.30	17.00
ZM1000004672	13	25/01/2021	25/01/2031	08/06/2026	4	K44,822,000.00	K44,180,830.12	93.45	99.07	14.75	15.00
ZM1000006743	22.5	25/11/2024	25/11/2034	06/10/2026	8	K445,548.00	K535,748.70	120.18	120.18	18.00	18.00
ZM1000002700	14	26/05/2015	26/05/2030	08/06/2026	3	K553,550,519.00	K541,660,904.51	93.92	94.93	15.50	16.13
ZM1000005786	10	26/06/2023	26/06/2026	08/06/2026	0	K216,000,000.00	K225,657,673.64	99.92	99.92	11.25	11.25
ZM1000007410	18.99	27/10/2025	27/10/2040	08/06/2026	14	K110,000,000.00	K122,194,386.02	108.80	111.09	17.30	17.30
ZM1000005554	11	27/12/2022	27/12/2027	12/06/2026	1	K1,071,000.00	K1,064,192.48	94.33	94.33	15.25	15.25
ZM1000005091	13	27/12/2021	27/12/2031	08/06/2026	5	K138,000,000.00	K134,724,863.02	91.75	97.63	15.25	15.25

Disclaimer: This content is prepared from information received by the Commission through third-party reports. The content is indicative and intended for informational purposes only and shall not in any way be deemed to be investment advice, guidance or recommendation of the SEC. Users are responsible for making investment decisions and are advised to obtain independent professional advice before acting on or using this information.