



SECURITIES AND EXCHANGE COMMISSION
Protecting Investors in the Capital Markets

Date

Monday, 1 June 2026

K178.3M

Total Nominal Value

K183.0M

Total Market Value

26

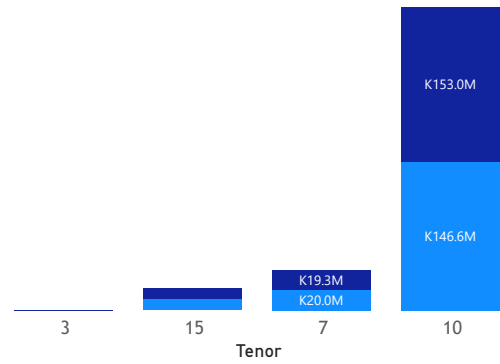
Number of Trades

GRZ Bonds Secondary Market Trade Summary Report

Consideration and Nominal Value

● Nominal Value ● Market Value

Nominal Value and Market Value



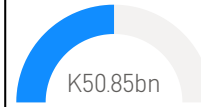
Range of Trade Prices (ZMW)*

Tenor	Min	Max
3	96.14	96.73
7	96.22	96.23
10	94.88	117.86
15	84.40	138.64

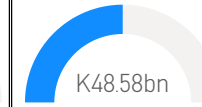
Range of Yields Rates*

Tenor	Min	Max
3	16.00	16.41
7	14.90	14.90
10	16.00	18.10
15	15.46	19.00

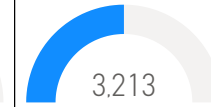
Market Value YTD



Nominal Value YTD

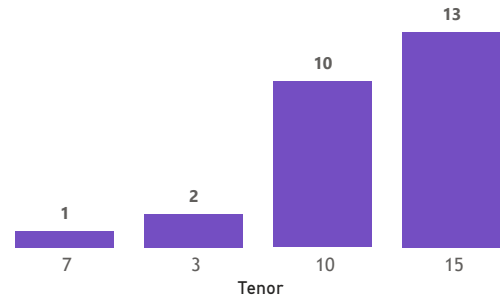


YTD trades



No. of Trades by Tenor

Trades



Primary Market April 2026 Auction

Tenor	Cut- Off Yield Rate	Coupon Rates	Range of Successful Yield Rates
15 Years	17.50	17.50	7.0000 – 17.5000
10 Years	16.50	16.60	13.0000 – 16.5000
7 Years	15.80	16.00	9.0000 – 15.8000
3 Years	14.50	14.50	0.0000 – 14.5000
2 Years	14.25	14.25	10.0000 – 14.2500

*Disclaimer: This content is prepared from information received by the Commission through third-party reports. The range of prices by tenor and range of yields by tenor are based on dealer submissions. The content is indicative and intended for informational purposes only and shall not in any way be deemed to be investment advice, guidance or recommendation of the SEC. Users are responsible for making investment decisions and are advised to obtain independent professional advice before acting on or using this information.

GRZ Bonds Secondary Market Trade Summary Report

ISIN Code	Coupon Rate	Issue Date	Maturity Date	Trade Date/ Valuation Date	Years To Maturity	Nominal Value	Market Value	Min Trade Price	Max Trade Price	Min Yield	Max Yield
ZM1000006248	26.5	02/04/2024	02/04/2039	01/06/2026	12	K550,000.00	K787,698.21	138.64	138.64	19.00	19.00
ZM1000007618	14.9	16/02/2026	16/02/2029	01/06/2026	2	K10,000.00	K10,101.15	96.73	96.73	16.41	16.41
ZM1000007642	16.6	16/02/2026	16/02/2036	04/06/2026	9	K50,000,000.00	K53,256,790.41	101.60	101.60	16.25	16.25
ZM1000007642	16.6	16/02/2026	16/02/2036	27/05/2026	9	K2,200,000.00	K2,334,942.33	106.13	106.13	16.30	16.30
ZM1000003351	13	18/12/2017	18/12/2027	27/05/2026	1	K434,000.00	K430,629.18	99.22	99.22	16.90	18.10
ZM1000005919	14	21/08/2023	21/08/2038	06/01/2026	12	K2,017,262.00	K1,759,981.72	87.19	87.25	17.29	17.30
ZM1000004748	14	22/03/2021	22/03/2036	27/05/2026	9	K7,051,068.00	K6,358,403.84	84.40	90.70	16.50	18.03
ZM1000007162	19	23/06/2025	23/06/2035	27/05/2026	9	K25,000,000.00	K29,464,066.78	117.86	117.86	16.90	16.90
ZM1000001967	14	26/11/2012	23/11/2027	27/05/2026	1	K416,000.00	K395,959.64	95.18	95.18	16.90	18.12
ZM1000007733	14.5	25/04/2026	24/04/2029	01/06/2026	2	K50,000.00	K48,766.33	96.14	96.14	16.00	16.00
ZM1000007469	17.5	24/11/2025	24/11/2035	27/05/2026	9	K25,000,000.00	K25,788,340.42	103.15	103.15	16.90	16.90
ZM1000004672	13	25/01/2021	25/01/2031	27/05/2026	4	K44,000,000.00	K41,746,490.58	94.88	94.88	16.00	16.00
ZM1000004680	14	25/01/2021	25/01/2036	27/05/2026	9	K1,536,000.00	K1,331,906.04	86.71	86.71	15.46	18.02
ZM1000004581	12	30/11/2020	30/11/2027	27/05/2026	1	K20,000,000.00	K19,258,150.68	96.23	96.22	14.90	14.90

Disclaimer: This content is prepared from information received by the Commission through third-party reports. The content is indicative and intended for informational purposes only and shall not in any way be deemed to be investment advice, guidance or recommendation of the SEC. Users are responsible for making investment decisions and are advised to obtain independent professional advice before acting on or using this information.