



SECURITIES AND EXCHANGE COMMISSION
Protecting Investors in the Capital Markets

Date

Thursday, 11 June 2026

K1.1bn

Total Nominal Value

K1.2bn

Total Market Value

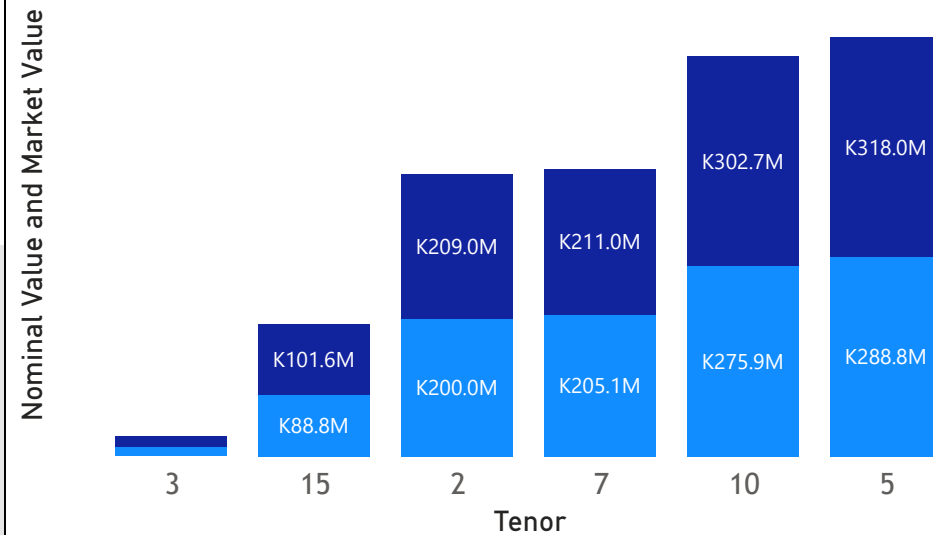
57

Number of Trades

GRZ Bonds Secondary Market Trade Summary Report

Consideration and Nominal Value

● Nominal Value ● Market Value



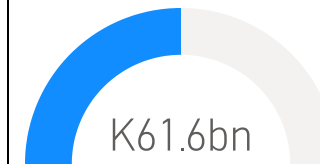
Range of Trade Prices (ZMW)*

Tenor	Min	Max
2	104.51	104.51
3	103.19	103.98
5	101.66	127.69
7	101.55	101.70
10	77.72	140.71
15	81.56	136.52

Range of Yields Rates*

Tenor	Min	Max
2	14.50	14.50
3	14.40	14.40
5	11.04	19.50
7	11.89	15.60
10	13.60	20.80
15	15.60	17.70

Market Value YTD



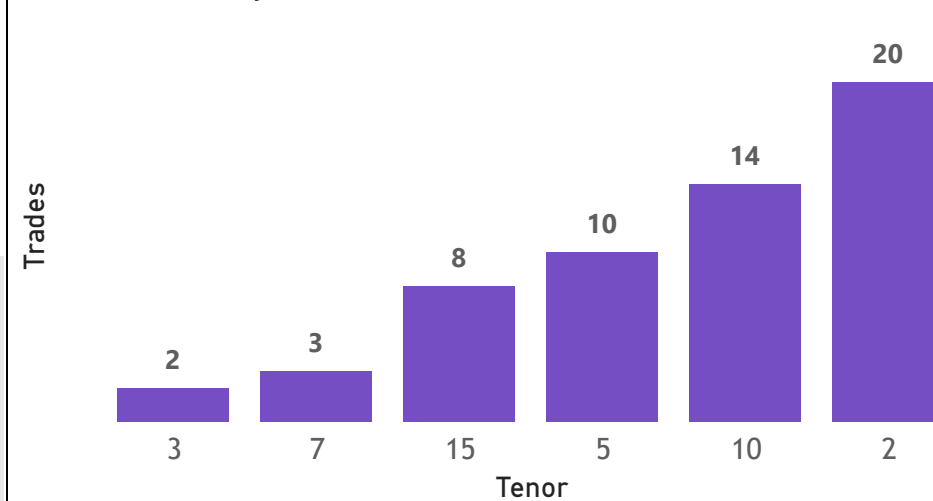
Nominal Value YTD



YTD trades



No. of Trades by Tenor



Primary Market March 2026 Auction

Tenor	Cut- Off Yield Rate	Coupon Rates	Range of Successful Yield Rates
3 Years	14.50	14.50	0.0000 – 14.5000
2 Years	14.25	14.25	10.0000 – 14.2500
10 Years	16.50	16.60	13.0000 – 16.5000
15 Years	17.50	17.50	7.0000 – 17.5000
7 Years	15.80	16.00	9.0000 – 15.8000

*Disclaimer: This content is prepared from information received by the Commission through third-party reports. The range of prices by tenor and range of yields by tenor are based on dealer submissions. The content is indicative and intended for informational purposes only and shall not in any way be deemed to be investment advice, guidance or recommendation of the SEC. Users are responsible for making investment decisions and are advised to obtain independent professional advice before acting on or using this information.



GRZ Bonds Secondary Market Trade Summary Report

ISIN Code	Coupon Rate	Issue Date	Maturity Date	Trade Date/ Valuation Date	Years To Maturity	Nominal Value	Market Value	Min Trade Price	Max Trade Price	Min Yield	Max Yield
ZM1000006545	23.5	02/09/2024	02/09/2029	09/06/2026	3	K64,000,000.00	K81,718,873.42	121.18	127.69	14.95	14.95
ZM1000005943	14	02/10/2023	02/10/2038	06/11/2026	11	K2,840,685.00	K2,485,297.02	87.49	87.49	17.00	17.00
ZM1000005943	14	02/10/2023	02/10/2038	11/06/2026	12	K2,840,685.00	K2,485,297.02	84.65	84.65	17.00	17.00
ZM1000007600	14.5	16/02/2026	16/02/2028	09/06/2026	1	K200,000,000.00	K209,018,786.30	104.51	104.51	14.50	14.50
ZM1000007634	16	16/02/2026	16/02/2033	09/06/2026	6	K50,000,000.00	K53,297,597.95	101.55	101.55	15.60	15.60
ZM1000007642	16.6	16/02/2026	16/02/2036	09/06/2026	9	K20,000,000.00	K21,612,107.40	102.83	102.83	16.00	16.00
ZM1000007642	16.6	16/02/2026	16/02/2036	11/06/2026	9	K10,000,000.00	K10,774,965.48	102.34	102.34	16.10	16.10
ZM1000007659	17.59	16/02/2026	16/02/2041	09/06/2026	14	K30,000,000.00	K32,501,266.44	108.34	108.34	17.05	17.05
ZM1000007659	17.59	16/02/2026	16/02/2041	11/06/2026	14	K10,000,000.00	K10,771,702.19	101.98	101.98	17.20	17.20
ZM1000003997	13	17/12/2018	17/12/2028	09/06/2026	2	K32,000,000.00	K33,083,325.80	97.12	103.39	14.40	14.40
ZM1000003351	13	18/12/2017	18/12/2027	09/06/2026	1	K100,000,000.00	K105,424,476.72	99.19	105.42	13.60	13.60
ZM1000005455	13	19/09/2022	19/09/2032	11/06/2026	6	K101,000.00	K92,260.97	88.32	88.32	16.00	16.00
ZM1000004979	13	20/09/2021	20/09/2031	08/06/2026	5	K456,000.00	K406,370.62	89.12	89.12	17.06	17.06
ZM1000006784	20.8	23/12/2024	23/12/2029	11/06/2026	3	K35,000.00	K42,771.26	112.52	112.52	16.02	16.02
ZM1000007436	16	24/11/2025	24/11/2028	09/06/2026	2	K14,000,000.00	K14,556,855.76	103.19	103.98	14.40	14.40
ZM1000006750	23.29	25/11/2024	25/11/2039	06/11/2026	13	K32,297,000.00	K44,114,530.70	136.52	136.52	16.65	16.65
ZM1000007584	17.19	26/01/2026	26/01/2036	09/06/2026	9	K100,000,000.00	K112,279,391.10	105.68	112.47	15.93	16.00
ZM1000005810	13	26/06/2023	26/06/2033	11/06/2026	7	K64,000.00	K49,741.40	77.72	77.72	20.80	20.80
ZM1000006065	14	26/12/2023	26/12/2038	11/06/2026	12	K5,970,000.00	K5,251,456.77	81.56	81.56	17.70	17.70
ZM1000004342	12	27/04/2020	27/04/2027	06/11/2026	0	K77,545,792.00	K78,861,926.80	101.69	101.69	11.89	11.89
ZM1000004342	12	27/04/2020	27/04/2027	16/06/2026	0	K77,545,792.00	K78,861,926.80	101.70	101.70	11.89	11.89
ZM1000006339	22	27/05/2024	27/05/2029	11/06/2026	2	K37,000.00	K39,329.04	106.29	106.29	19.50	19.50

Disclaimer: This content is prepared from information received by the Commission through third-party reports. The content is indicative and intended for informational purposes only and shall not in any way be deemed to be investment advice, guidance or recommendation of the SEC. Users are responsible for making investment decisions and are advised to obtain independent professional advice before acting on or using this information.