



SECURITIES AND EXCHANGE COMMISSION
Protecting Investors in the Capital Markets

Date

Tuesday, 9 June 2026

K528.6M

Total Nominal Value

K559.9M

Total Market Value

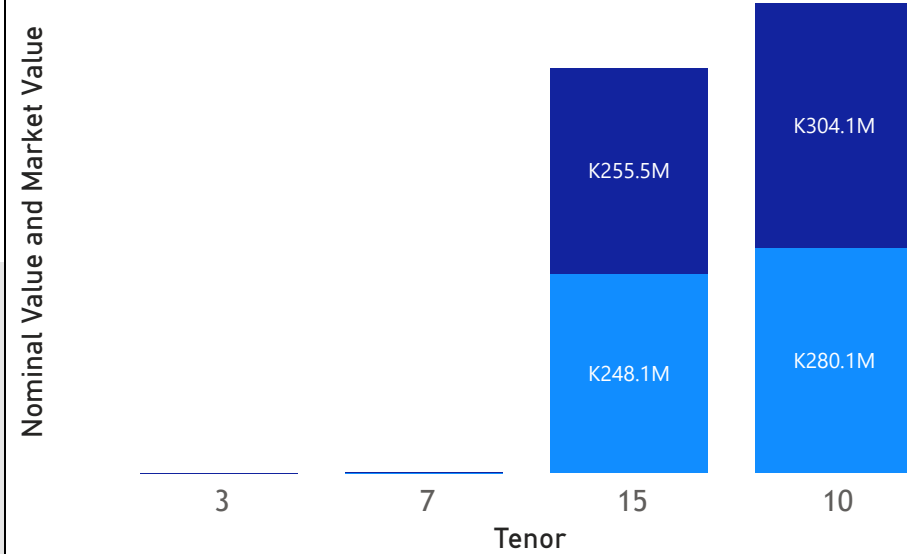
44

Number of Trades

GRZ Bonds Secondary Market Trade Summary Report

Consideration and Nominal Value

● Nominal Value ● Market Value



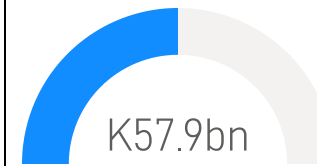
Range of Trade Prices (ZMW)*

Tenor	Min	Max
3	98.58	98.58
7	84.16	84.16
10	86.36	128.66
15	87.25	131.48

Range of Yields Rates*

Tenor	Min	Max
3	16.45	16.45
7	19.40	19.40
10	13.74	21.10
15	14.90	22.20

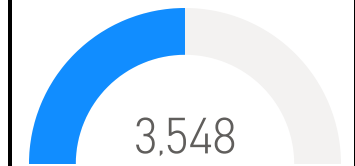
Market Value YTD



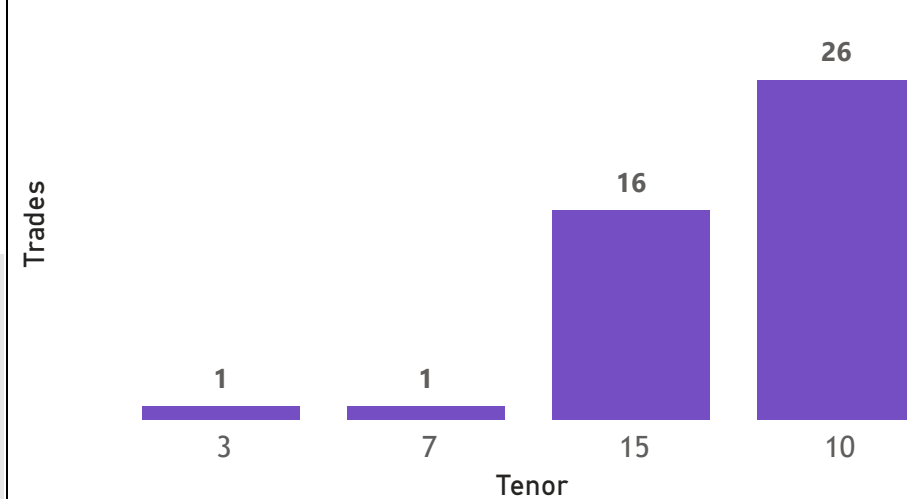
Nominal Value YTD



YTD trades



No. of Trades by Tenor



Primary Market March 2026 Auction

Tenor	Cut- Off Yield Rate	Coupon Rates	Range of Successful Yield Rates
3 Years	14.50	14.50	0.0000 – 14.5000
2 Years	14.25	14.25	10.0000 – 14.2500
10 Years	16.50	16.60	13.0000 – 16.5000
15 Years	17.50	17.50	7.0000 – 17.5000
7 Years	15.80	16.00	9.0000 – 15.8000

*Disclaimer: This content is prepared from information received by the Commission through third-party reports. The range of prices by tenor and range of yields by tenor are based on dealer submissions. The content is indicative and intended for informational purposes only and shall not in any way be deemed to be investment advice, guidance or recommendation of the SEC. Users are responsible for making investment decisions and are advised to obtain independent professional advice before acting on or using this information.



GRZ Bonds Secondary Market Trade Summary Report

ISIN Code	Coupon Rate	Issue Date	Maturity Date	Trade Date/ Valuation Date	Years To Maturity	Nominal Value	Market Value	Min Trade Price	Max Trade Price	Min Yield	Max Yield
ZM1000004383	14	01/06/2020	01/06/2035	01/06/2020	15	K20,000,000.00	K18,450,229.86	91.94	91.94	15.70	15.70
ZM1000006560	26.75	02/09/2024	02/09/2034	09/06/2026	8	K200,000.00	K257,316.98	128.66	128.66	21.10	21.10
ZM1000005943	14	02/10/2023	02/10/2038	04/06/2026	12	K13,000,000.00	K11,343,152.49	87.26	87.25	17.00	17.00
ZM1000005695	13	04/03/2023	04/03/2033	09/06/2026	6	K1,008,000.00	K999,172.96	99.12	99.12	13.74	13.74
ZM1000007642	16.6	16/02/2026	16/02/2036	04/06/2026	9	K36,108,000.00	K38,807,317.86	107.48	107.48	16.10	16.10
ZM1000007659	17.59	16/02/2026	16/02/2041	04/06/2026	14	K50,000,000.00	K53,577,985.62	107.16	107.16	17.25	17.25
ZM1000007659	17.59	16/02/2026	16/02/2041	06/09/2026	14	K30,000,000.00	K32,501,266.44	108.35	108.35	17.05	17.05
ZM1000007659	17.59	16/02/2026	16/02/2041	16/02/2026	15	K50,000,000.00	K53,577,985.62	101.71	101.71	17.25	17.25
ZM1000003997	13	17/12/2018	17/12/2028	06/09/2026	2	K786,100.00	K800,001.20	101.79	101.79	15.19	15.19
ZM1000005455	13	19/09/2022	19/09/2032	04/06/2026	6	K1,060,000.00	K915,397.42	86.36	86.36	17.42	17.42
ZM1000005919	14	21/08/2023	21/08/2038	04/06/2026	12	K17,000,000.00	K15,101,638.18	88.83	88.83	17.00	17.00
ZM1000005919	14	21/08/2023	21/08/2038	06/09/2026	11	K1,956,815.00	K1,720,148.68	87.50	88.88	17.00	17.31
ZM1000005919	14	21/08/2023	21/08/2038	09/06/2026	12	K2,078,000.00	K1,942,628.69	89.34	89.34	16.00	16.00
ZM1000003062	14	21/11/2016	21/11/2031	06/09/2026	5	K388,260.00	K378,394.42	97.46	97.46	14.90	14.90
ZM1000006511	27.25	22/07/2024	22/07/2039	09/06/2026	13	K300,000.00	K394,442.52	131.48	131.48	22.20	22.20
ZM1000004672	13	25/01/2021	25/01/2031	02/06/2026	4	K10,314,000.00	K10,117,544.44	98.10	98.10	15.00	15.00
ZM1000004672	13	25/01/2021	25/01/2031	05/06/2026	4	K10,000,000.00	K9,903,471.92	94.23	94.23	14.75	14.75
ZM1000004672	13	25/01/2021	25/01/2031	25/01/2021	10	K10,314,000.00	K10,117,544.44	93.43	93.43	15.00	15.00
ZM1000007550	15.79	26/01/2026	26/01/2029	09/06/2026	2	K34,000.00	K35,488.53	98.58	98.58	16.45	16.45
ZM1000007584	17.19	26/01/2026	26/01/2036	05/06/2026	9	K30,000,000.00	K33,372,764.79	111.24	111.24	16.15	16.15
ZM1000007584	17.19	26/01/2026	26/01/2036	06/09/2026	9	K100,000,000.00	K112,279,391.10	112.11	112.49	15.93	16.00
ZM1000007584	17.19	26/01/2026	26/01/2036	26/01/2026	10	K30,000,000.00	K33,372,764.79	104.93	104.93	16.15	16.15

Disclaimer: This content is prepared from information received by the Commission through third-party reports. The content is indicative and intended for informational purposes only and shall not in any way be deemed to be investment advice, guidance or recommendation of the SEC. Users are responsible for making investment decisions and are advised to obtain independent professional advice before acting on or using this information.