



SECURITIES AND EXCHANGE COMMISSION
Protecting Investors in the Capital Markets

Date

< Monday, 8 June 2026

K2.9bn

Total Nominal Value

K2.9bn

Total Market Value

78

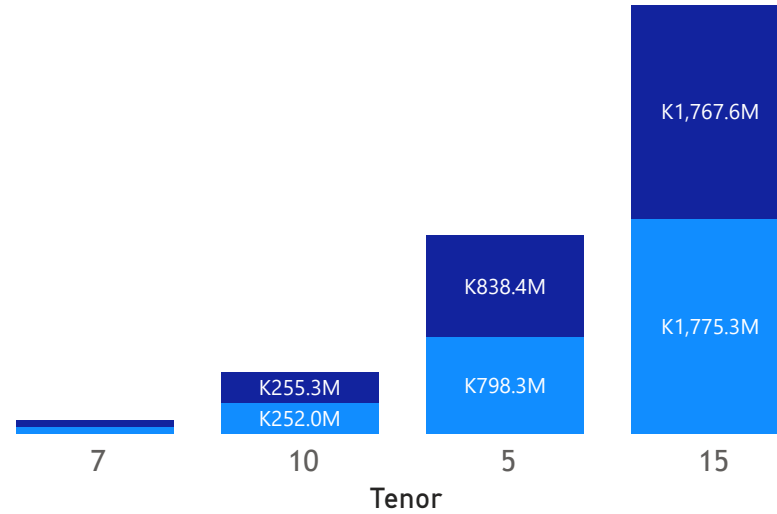
Number of Trades

GRZ Bonds Secondary Market Trade Summary Report

Consideration and Nominal Value

● Nominal Value ● Market Value

Nominal Value and Market Value



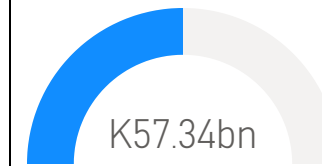
Range of Trade Prices (ZMW)*

Tenor	Min	Max
5	99.96	106.49
7	103.49	103.49
10	87.37	106.45
15	83.10	139.37

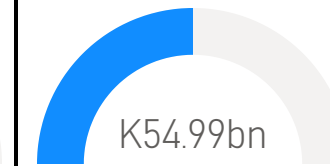
Range of Yields Rates*

Tenor	Min	Max
5	11.22	15.28
7	11.00	11.00
10	15.00	16.70
15	15.12	18.99

Market Value YTD



Nominal Value YTD

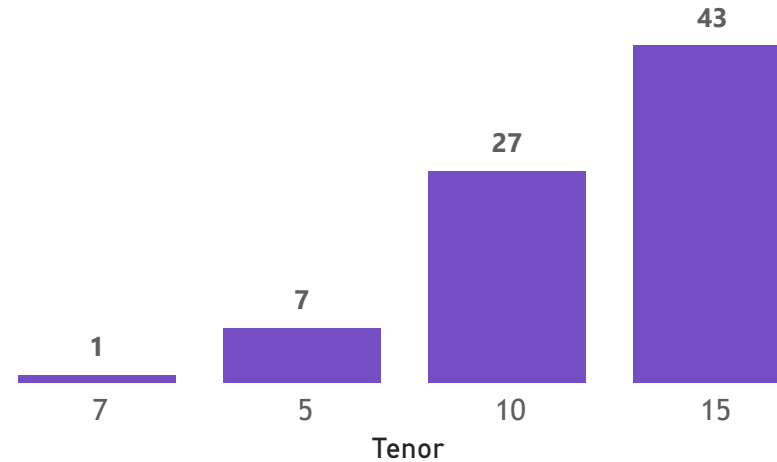


YTD trades



No. of Trades by Tenor

Trades



Primary Market March 2026 Auction

Tenor	Cut- Off Yield Rate	Coupon Rates	Range of Successful Yield Rates
3 Years	14.50	14.50	0.0000 – 14.5000
2 Years	14.25	14.25	10.0000 – 14.2500
10 Years	16.50	16.60	13.0000 – 16.5000
15 Years	17.50	17.50	7.0000 – 17.5000
7 Years	15.80	16.00	9.0000 – 15.8000

*Disclaimer: This content is prepared from information received by the Commission through third-party reports. The range of prices by tenor and range of yields by tenor are based on dealer submissions. The content is indicative and intended for informational purposes only and shall not in any way be deemed to be investment advice, guidance or recommendation of the SEC. Users are responsible for making investment decisions and are advised to obtain independent professional advice before acting on or using this information.



GRZ Bonds Secondary Market Trade Summary Report

ISIN Code	Coupon Rate	Issue Date	Maturity Date	Trade Date/ Valuation Date	Years To Maturity	Nominal Value	Market Value	Min Trade Price	Max Trade Price	Min Yield	Max Yield
ZM1000004383	14	01/06/2020	01/06/2035	03/06/2026	9	K422,500,000.00	K398,200,306.08	93.98	94.25	15.25	15.25
ZM1000001751	14	20/02/2012	16/02/2027	08/06/2026	0	K453,602,656.00	K472,314,144.57	99.30	99.62	15.50	16.00
ZM1000007642	16.6	16/02/2026	16/02/2036	04/06/2026	9	K100,000,000.00	K106,453,198.68	106.45	106.45	16.30	16.30
ZM1000007659	17.59	16/02/2026	16/02/2041	04/06/2026	14	K125,000,000.00	K132,421,999.34	105.78	106.57	17.35	17.50
ZM1000006990	21.8	17/03/2025	17/03/2040	06/08/2026	13	K83,264.00	K103,478.64	124.24	124.24	17.95	17.95
ZM1000001637	14	21/11/2011	17/11/2026	05/06/2026	0	K1,000,000.00	K1,008,477.10	99.94	99.94	15.12	15.12
ZM1000005455	13	19/09/2022	19/09/2032	08/06/2026	6	K3,393,504.00	K3,095,959.80	88.31	88.31	16.00	16.00
ZM1000005901	13	21/08/2023	21/08/2033	08/06/2026	7	K8,663,000.00	K7,902,447.10	87.37	87.37	16.00	16.00
ZM1000006511	27.25	22/07/2024	22/07/2039	06/08/2026	13	K30,000.00	K44,879.61	139.37	139.37	18.99	18.99
ZM1000007444	16.49	24/11/2025	24/11/2030	06/08/2026	4	K18,766,092.00	K19,999,975.90	106.49	106.49	14.64	14.64
ZM1000004672	13	25/01/2021	25/01/2031	08/06/2026	4	K57,644,000.00	K56,567,525.65	93.13	93.45	15.00	15.10
ZM1000007568	16.1	26/01/2026	26/01/2031	26/01/2026	5	K20,000,000.00	K21,695,855.07	102.61	102.61	15.28	15.28
ZM1000007592	18.79	26/01/2026	26/01/2041	03/06/2026	14	K100,000,000.00	K114,061,967.12	114.06	114.06	17.40	17.40
ZM1000007592	18.79	26/01/2026	26/01/2041	26/01/2026	15	K100,000,000.00	K113,506,567.12	106.66	106.66	17.50	17.50
ZM1000002700	14	26/05/2015	26/05/2030	08/06/2026	3	K549,092,066.00	K514,129,531.32	92.24	93.92	16.13	16.75
ZM1000004136	12	26/08/2019	26/08/2026	06/04/2026	0	K51,070,478.00	K52,851,216.02	103.49	103.49	11.00	11.00
ZM1000005349	14	27/06/2022	27/06/2037	06/08/2026	10	K1,000,000.00	K893,496.00	83.10	83.10	17.50	17.50
ZM1000004839	11	28/06/2021	28/06/2026	08/06/2026	0	K759,500,000.00	K796,738,024.84	99.96	99.96	11.22	11.22
ZM1000004854	13	28/06/2021	28/06/2031	06/08/2026	4	K123,270.00	K115,173.34	93.41	93.41	16.70	16.70
ZM1000004854	13	28/06/2021	28/06/2031	08/06/2026	5	K82,224,000.00	K81,144,385.93	92.74	93.07	15.00	15.10
ZM1000004805	14	31/05/2021	31/05/2036	06/08/2026	9	K23,000,000.00	K20,915,475.34	90.59	90.59	15.91	15.91

Disclaimer: This content is prepared from information received by the Commission through third-party reports. The content is indicative and intended for informational purposes only and shall not in any way be deemed to be investment advice, guidance or recommendation of the SEC. Users are responsible for making investment decisions and are advised to obtain independent professional advice before acting on or using this information.