



SECURITIES AND EXCHANGE COMMISSION
Protecting Investors in the Capital Markets

Date

< Friday, 5 June 2026 >

K2.0bn

Total Nominal Value

K2.0bn

Total Market Value

73

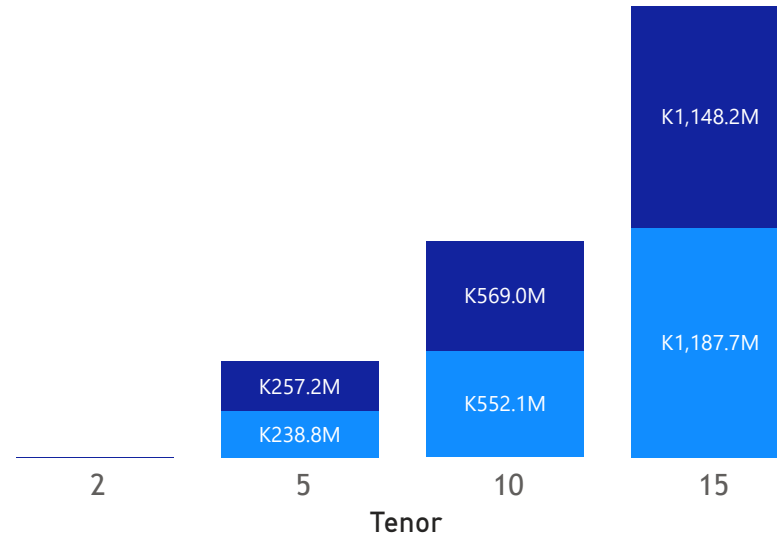
Number of Trades

GRZ Bonds Secondary Market Trade Summary Report

Consideration and Nominal Value

● Nominal Value ● Market Value

Nominal Value and Market Value



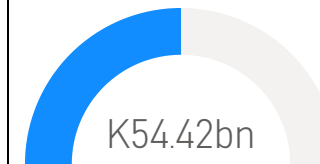
Range of Trade Prices (ZMW)*

Tenor	Min	Max
2	99.50	99.50
5	101.87	108.02
10	87.94	102.44
15	84.69	124.17

Range of Yields Rates*

Tenor	Min	Max
2	16.50	16.50
5	14.60	15.50
10	15.00	16.30
15	15.50	18.00

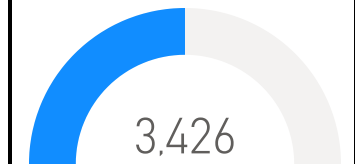
Market Value YTD



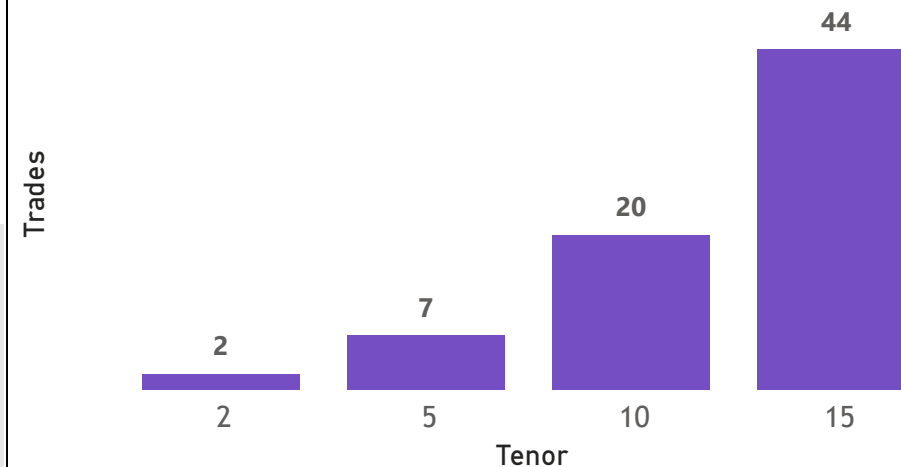
Nominal Value YTD



YTD trades



No. of Trades by Tenor



Primary Market March 2026 Auction

Tenor	Cut- Off Yield Rate	Coupon Rates	Range of Successful Yield Rates
3 Years	14.50	14.50	0.0000 – 14.5000
2 Years	14.25	14.25	10.0000 – 14.2500
10 Years	16.50	16.60	13.0000 – 16.5000
15 Years	17.50	17.50	7.0000 – 17.5000
7 Years	15.80	16.00	9.0000 – 15.8000

*Disclaimer: This content is prepared from information received by the Commission through third-party reports. The range of prices by tenor and range of yields by tenor are based on dealer submissions. The content is indicative and intended for informational purposes only and shall not in any way be deemed to be investment advice, guidance or recommendation of the SEC. Users are responsible for making investment decisions and are advised to obtain independent professional advice before acting on or using this information.



GRZ Bonds Secondary Market Trade Summary Report

ISIN Code	Coupon Rate	Issue Date	Maturity Date	Trade Date/ Valuation Date	Years To Maturity	Nominal Value	Market Value	Min Trade Price	Max Trade Price	Min Yield	Max Yield
ZM1000004383	14	01/06/2020	01/06/2035	02/06/2026	9	K800,000,000.00	K743,964,197.24	92.84	93.00	15.50	15.50
ZM1000004383	14	01/06/2020	01/06/2035	05/06/2026	9	K20,000,000.00	K18,457,881.10	91.94	91.94	15.70	15.70
ZM1000007642	16.6	16/02/2026	16/02/2036	16/02/2026	10	K197,800,000.00	K210,486,442.31	101.36	101.60	16.25	16.30
ZM1000006933	22.8	16/02/2025	16/02/2040	05/06/2026	13	K2,500.00	K3,217.26	121.94	121.94	18.00	18.00
ZM1000006990	21.8	17/03/2025	17/03/2040	05/06/2026	13	K2,000.00	K2,435.72	117.01	117.01	18.00	18.00
ZM1000007295	20.2	18/08/2025	18/08/2040	05/06/2026	14	K2,000.00	K2,301.25	109.14	109.14	18.00	18.00
ZM1000006875	23.25	20/01/2025	20/01/2040	05/06/2026	13	K2,500.00	K3,320.74	124.17	124.17	18.00	18.00
ZM1000005901	13	21/08/2023	21/08/2033	05/06/2026	7	K466,030.00	K427,082.98	87.94	87.94	15.85	15.85
ZM1000005919	14	21/08/2023	21/08/2038	05/06/2026	12	K77,345,000.00	K69,559,630.00	85.13	87.43	16.40	16.90
ZM1000005919	14	21/08/2023	21/08/2038	21/08/2023	15	K50,000,000.00	K44,337,220.55	84.69	84.69	17.00	17.00
ZM1000007444	16.49	24/11/2025	24/11/2030	06/05/2026	4	K18,766,090.00	K20,000,004.90	106.49	106.49	14.60	14.60
ZM1000007477	18.99	24/11/2025	24/11/2040	05/06/2026	14	K2,000.00	K2,076.15	103.18	103.18	18.00	18.00
ZM1000004672	13	25/01/2021	25/01/2031	02/06/2026	4	K193,242,000.00	K189,561,229.64	93.43	98.10	15.00	15.00
ZM1000004672	13	25/01/2021	25/01/2031	06/02/2026	4	K10,000,000.00	K9,762,825.34	97.63	97.63	15.15	15.15
ZM1000007568	16.1	26/01/2026	26/01/2031	02/06/2026	4	K50,000,000.00	K53,804,073.29	107.61	107.61	15.50	15.50
ZM1000007568	16.1	26/01/2026	26/01/2031	03/06/2026	4	K70,000,000.00	K75,612,842.61	108.02	108.02	15.38	15.38
ZM1000007568	16.1	26/01/2026	26/01/2031	26/01/2026	5	K100,000,000.00	K107,813,246.58	101.87	102.28	15.38	15.50
ZM1000007592	18.79	26/01/2026	26/01/2041	03/06/2026	14	K200,000,000.00	K226,700,457.56	113.35	113.35	17.50	17.50
ZM1000006065	14	26/12/2023	26/12/2038	05/06/2026	12	K110,000.00	K99,352.88	90.32	90.32	17.10	17.10
ZM1000007063	15.5	27/05/2025	27/05/2027	06/05/2026	1	K502,516.00	K500,000.36	99.50	99.50	16.50	16.50
ZM1000007410	18.99	27/10/2025	27/10/2040	05/06/2026	14	K2,000.00	K2,103.31	103.14	103.14	18.00	18.00
ZM1000007410	18.99	27/10/2025	27/10/2040	06/05/2026	14	K40,200,000.00	K45,036,573.79	112.03	112.03	17.13	17.13

Disclaimer: This content is prepared from information received by the Commission through third-party reports. The content is indicative and intended for informational purposes only and shall not in any way be deemed to be investment advice, guidance or recommendation of the SEC. Users are responsible for making investment decisions and are advised to obtain independent professional advice before acting on or using this information.