



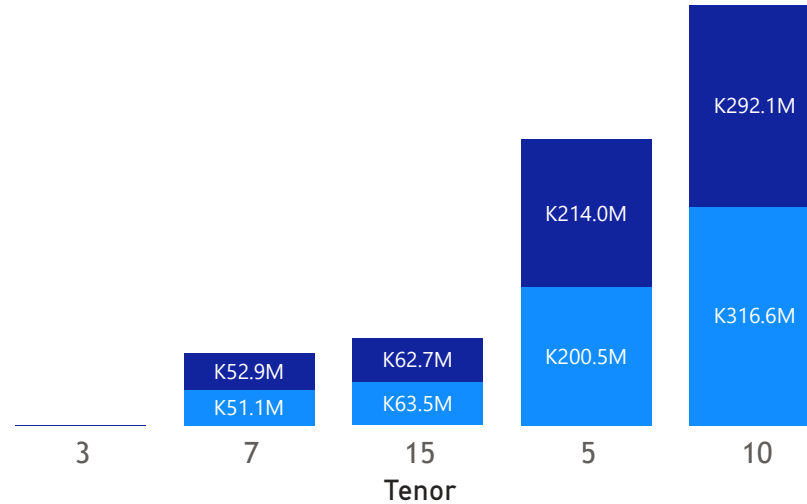
**SECURITIES AND EXCHANGE COMMISSION**  
Protecting Investors in the Capital Markets

# GRZ Bonds Secondary Market Trade Summary Report

## Consideration and Nominal Value

● Nominal Value ● Market Value

Nominal Value and Market Value



## Range of Trade Prices (ZMW)\*

Tenor	Min	Max
3	105.99	105.99
5	91.94	120.17
7	87.65	100.13
10	87.16	106.03
15	78.37	134.88

## Range of Yields Rates\*

Tenor	Min	Max
3	14.50	14.50
5	15.00	19.80
7	10.91	16.79
10	14.10	16.35
15	17.00	22.40

Date

Thursday, 4 June 2026

**K631.7M**

Total Nominal Value

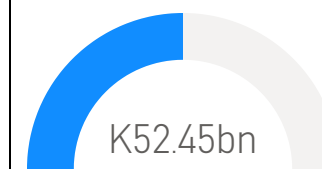
**K621.6M**

Total Market Value

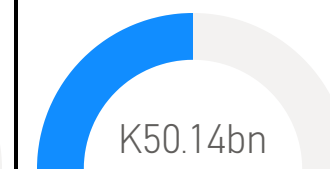
**68**

Number of Trades

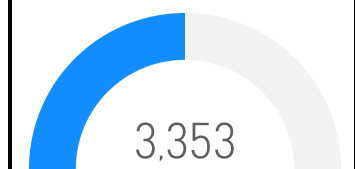
## Market Value YTD



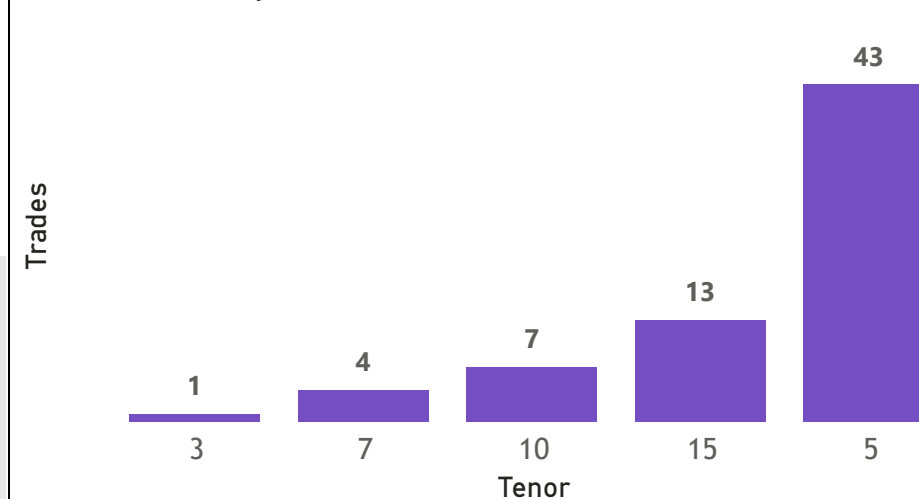
## Nominal Value YTD



## YTD trades



## No. of Trades by Tenor



## Primary Market March 2026 Auction

Tenor	Cut- Off Yield Rate	Coupon Rates	Range of Successful Yield Rates
3 Years	14.50	14.50	0.0000 – 14.5000
2 Years	14.25	14.25	10.0000 – 14.2500
10 Years	16.50	16.60	13.0000 – 16.5000
15 Years	17.50	17.50	7.0000 – 17.5000
7 Years	15.80	16.00	9.0000 – 15.8000

\*Disclaimer: This content is prepared from information received by the Commission through third-party reports. The range of prices by tenor and range of yields by tenor are based on dealer submissions. The content is indicative and intended for informational purposes only and shall not in any way be deemed to be investment advice, guidance or recommendation of the SEC. Users are responsible for making investment decisions and are advised to obtain independent professional advice before acting on or using this information.



# GRZ Bonds Secondary Market Trade Summary Report

ISIN Code	Coupon Rate	Issue Date	Maturity Date	Trade Date/ Valuation Date	Years To Maturity	Nominal Value	Market Value	Min Trade Price	Max Trade Price	Min Yield	Max Yield
ZM1000006545	23.5	02/09/2024	02/09/2029	01/06/2026	3	K41,900.00	K50,352.55	120.17	120.17	17.56	17.56
ZM1000006545	23.5	02/09/2024	02/09/2029	09/02/2029	0	K41,900.00	K50,352.55	120.17	120.17	17.56	17.56
ZM1000005935	12	02/10/2023	02/10/2030	06/04/2026	4	K30,000.00	K26,955.79	87.78	87.78	16.00	16.00
ZM1000005943	14	02/10/2023	02/10/2038	04/06/2026	12	K13,000,000.00	K11,343,152.49	84.65	84.65	17.00	17.00
ZM1000005737	14	05/02/2023	05/02/2038	04/06/2026	11	K5,000.00	K3,918.27	78.37	78.37	18.88	18.88
ZM1000007642	16.6	16/02/2026	16/02/2036	02/06/2026	9	K5,600,000.00	K5,937,589.32	106.03	106.03	16.35	16.35
ZM1000007659	17.59	16/02/2026	16/02/2041	04/06/2026	14	K25,027,000.00	K26,665,951.44	84.56	101.18	17.35	22.40
ZM1000006990	21.8	17/03/2025	17/03/2040	06/04/2026	13	K768,660.00	K1,000,004.84	130.06	130.06	17.00	17.00
ZM1000006842	20.8	20/01/2025	20/01/2030	04/06/2026	3	K272,000.00	K299,482.75	110.10	110.10	19.80	19.80
ZM1000006875	23.25	20/01/2025	20/01/2040	06/04/2026	13	K741,802.00	K1,000,004.06	134.88	134.88	18.05	18.05
ZM1000005638	12	20/02/2023	20/02/2030	04/06/2026	3	K5,000.00	K4,525.36	90.51	90.51	16.79	16.79
ZM1000005901	13	21/08/2023	21/08/2033	02/06/2026	7	K150,000,000.00	K136,542,739.72	87.36	91.03	16.00	16.00
ZM1000005919	14	21/08/2023	21/08/2038	04/06/2026	12	K17,000,000.00	K15,101,638.18	84.69	84.69	17.00	17.00
ZM1000003062	14	21/11/2016	21/11/2031	01/06/2026	5	K225,000.00	K200,988.42	89.33	89.33	17.24	17.24
ZM1000003062	14	21/11/2016	21/11/2031	06/01/2026	5	K225,000.00	K200,988.42	89.33	89.33	17.24	17.24
ZM1000006479	20.5	22/07/2024	22/07/2027	06/04/2026	1	K20,000.00	K22,692.55	105.99	105.99	14.50	14.50
ZM1000005216	13	23/03/2022	23/03/2032	04/06/2026	5	K1,017,496.00	K1,000,000.00	95.68	95.68	14.10	14.10
ZM1000005885	11	21/08/2023	24/07/2028	04/06/2026	2	K10,000.00	K9,350.31	93.50	93.50	16.30	16.30
ZM1000005885	11	21/08/2023	24/07/2028	06/04/2026	2	K30,000.00	K28,722.48	92.64	92.64	15.00	15.00
ZM1000007568	16.1	26/01/2026	26/01/2031	02/06/2026	4	K200,000,000.00	K213,499,873.92	106.75	106.75	15.75	15.75
ZM1000007592	18.79	26/01/2026	26/01/2041	04/06/2026	14	K15,000.00	K13,670.52	91.14	91.14	22.40	22.40
ZM1000005794	11	26/06/2023	26/06/2028	06/04/2026	2	K30,000.00	K29,376.01	93.10	93.10	15.00	15.00

Disclaimer: This content is prepared from information received by the Commission through third-party reports. The content is indicative and intended for informational purposes only and shall not in any way be deemed to be investment advice, guidance or recommendation of the SEC. Users are responsible for making investment decisions and are advised to obtain independent professional advice before acting on or using this information.