



SECURITIES AND EXCHANGE COMMISSION
Protecting Investors in the Capital Markets

Date

< Wednesday, 3 June 2026 >

K717.9M

Total Nominal Value

K763.7M

Total Market Value

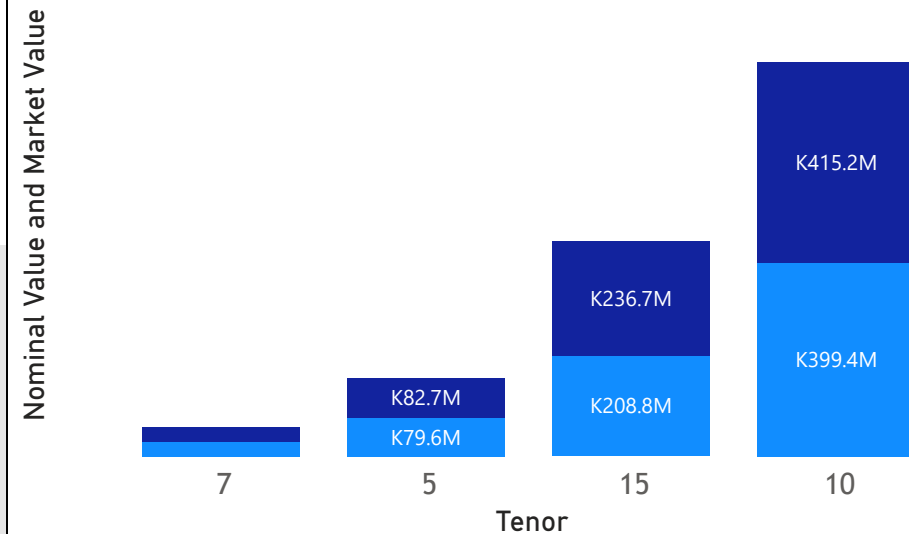
52

Number of Trades

GRZ Bonds Secondary Market Trade Summary Report

Consideration and Nominal Value

● Nominal Value ● Market Value



Range of Trade Prices (ZMW)*

Tenor	Min	Max
5	93.05	102.61
7	96.76	96.76
10	78.78	128.76
15	74.47	141.17

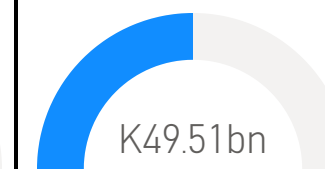
Range of Yields Rates*

Tenor	Min	Max
5	14.00	20.00
7	14.60	14.60
10	14.30	21.00
15	15.25	19.65

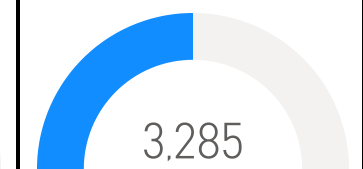
Market Value YTD



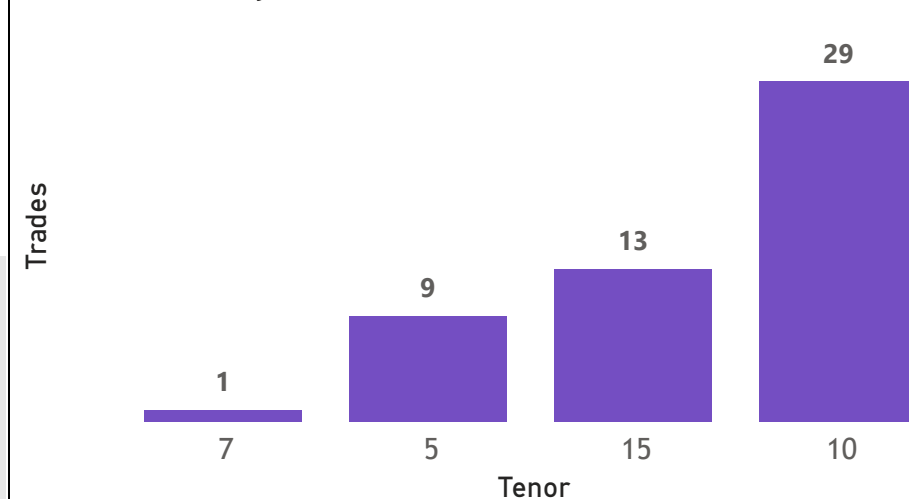
Nominal Value YTD



YTD trades



No. of Trades by Tenor



Primary Market March 2026 Auction

Tenor	Cut- Off Yield Rate	Coupon Rates	Range of Successful Yield Rates
3 Years	14.50	14.50	0.0000 – 14.5000
2 Years	14.25	14.25	10.0000 – 14.2500
10 Years	16.50	16.60	13.0000 – 16.5000
15 Years	17.50	17.50	7.0000 – 17.5000
7 Years	15.80	16.00	9.0000 – 15.8000

*Disclaimer: This content is prepared from information received by the Commission through third-party reports. The range of prices by tenor and range of yields by tenor are based on dealer submissions. The content is indicative and intended for informational purposes only and shall not in any way be deemed to be investment advice, guidance or recommendation of the SEC. Users are responsible for making investment decisions and are advised to obtain independent professional advice before acting on or using this information.



GRZ Bonds Secondary Market Trade Summary Report

ISIN Code	Coupon Rate	Issue Date	Maturity Date	Trade Date/ Valuation Date	Years To Maturity	Nominal Value	Market Value	Min Trade Price	Max Trade Price	Min Yield	Max Yield
ZM1000006560	26.75	02/09/2024	02/09/2034	03/06/2026	8	K26,000.00	K33,476.42	128.76	128.76	21.00	21.00
ZM1000005695	13	04/03/2023	04/03/2033	06/03/2026	7	K370,000.00	K324,020.56	87.45	87.45	16.65	16.65
ZM1000005737	14	05/02/2023	05/02/2038	06/03/2026	11	K476,000.00	K391,532.62	82.19	82.19	17.90	17.90
ZM1000007642	16.6	16/02/2026	16/02/2036	01/06/2026	9	K300,000,000.00	K314,354,404.16	104.78	104.78	16.60	16.60
ZM1000007642	16.6	16/02/2026	16/02/2036	03/06/2026	9	K50,000,000.00	K52,893,540.42	100.88	105.79	16.40	16.40
ZM1000006875	23.25	20/01/2025	20/01/2040	02/06/2026	13	K56,000.00	K79,056.27	141.17	141.17	17.00	17.00
ZM1000005919	14	21/08/2023	21/08/2038	01/06/2026	12	K436,000.00	K352,105.87	80.76	80.76	18.90	18.90
ZM1000005919	14	21/08/2023	21/08/2038	06/03/2026	12	K905,010.00	K800,002.84	88.40	88.40	17.04	17.04
ZM1000003872	14	23/04/2018	23/04/2033	03/06/2026	6	K51,918.00	K50,000.00	94.73	94.73	15.25	15.25
ZM1000004672	13	25/01/2021	25/01/2031	29/05/2026	4	K45,000,000.00	K43,550,679.24	92.49	97.09	15.30	15.60
ZM1000007568	16.1	26/01/2026	26/01/2031	03/06/2026	4	K40,000,000.00	K43,299,538.99	102.28	102.61	15.00	15.00
ZM1000007592	18.79	26/01/2026	26/01/2041	06/03/2026	14	K200,000,000.00	K227,568,534.24	113.53	114.08	17.40	17.50
ZM1000005794	11	26/06/2023	26/06/2028	02/06/2026	2	K19,011,882.00	K18,907,669.38	94.75	99.54	14.00	14.75
ZM1000005794	11	26/06/2023	26/06/2028	29/05/2026	2	K20,600,000.00	K20,454,312.84	99.29	99.29	14.15	14.15
ZM1000007410	18.99	27/10/2025	27/10/2040	03/06/2026	14	K6,500,000.00	K7,128,110.67	107.69	107.69	17.50	17.50
ZM1000005570	13	27/12/2022	27/12/2032	01/06/2026	6	K92,000.00	K72,477.38	78.78	78.78	20.60	20.60
ZM1000007022	16.8	28/04/2025	28/04/2030	01/06/2026	3	K35,000.00	K32,566.91	93.05	93.05	20.00	20.00
ZM1000004854	13	28/06/2021	28/06/2031	06/03/2026	5	K3,959,460.00	K4,000,000.80	100.97	100.97	14.30	14.30
ZM1000005760	14	29/05/2023	29/05/2038	03/06/2026	12	K200,000.00	K170,949.80	85.47	85.47	16.90	16.90
ZM1000005760	14	29/05/2023	29/05/2038	06/03/2026	12	K192,000.00	K142,967.96	74.47	74.47	19.65	19.65
ZM1000004581	12	30/11/2020	30/11/2027	06/03/2026	1	K30,000,000.00	K29,046,318.08	96.76	96.76	14.60	14.60

Disclaimer: This content is prepared from information received by the Commission through third-party reports. The content is indicative and intended for informational purposes only and shall not in any way be deemed to be investment advice, guidance or recommendation of the SEC. Users are responsible for making investment decisions and are advised to obtain independent professional advice before acting on or using this information.