



SECURITIES AND EXCHANGE COMMISSION
Protecting Investors in the Capital Markets

Date

< Tuesday, 2 June 2026 >

K212.4M

Total Nominal Value

K206.5M

Total Market Value

20

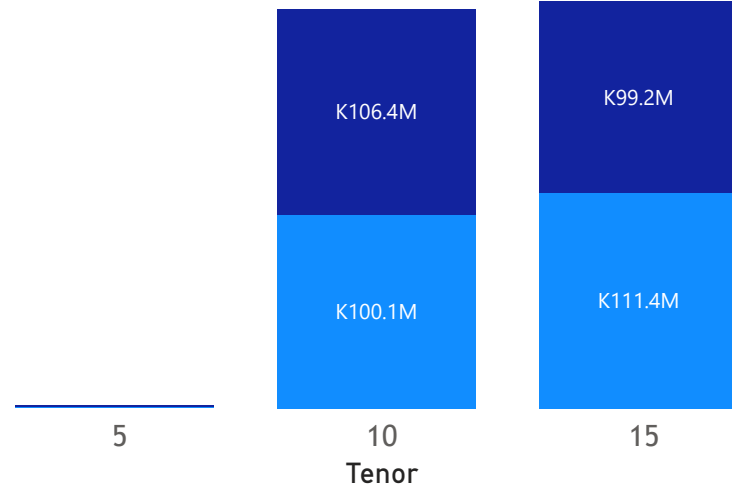
Number of Trades

GRZ Bonds Secondary Market Trade Summary Report

Consideration and Nominal Value

● Nominal Value ● Market Value

Nominal Value and Market Value




Range of Trade Prices (ZMW)*

Tenor	Min	Max
5	98.31	98.31
10	92.43	107.99
15	82.25	156.41

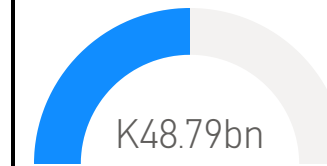
Range of Yields Rates*

Tenor	Min	Max
5	14.75	14.75
10	16.30	17.22
15	16.60	18.00

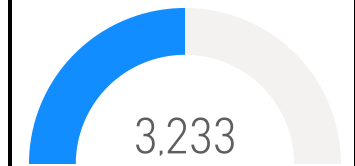
Market Value YTD



Nominal Value YTD

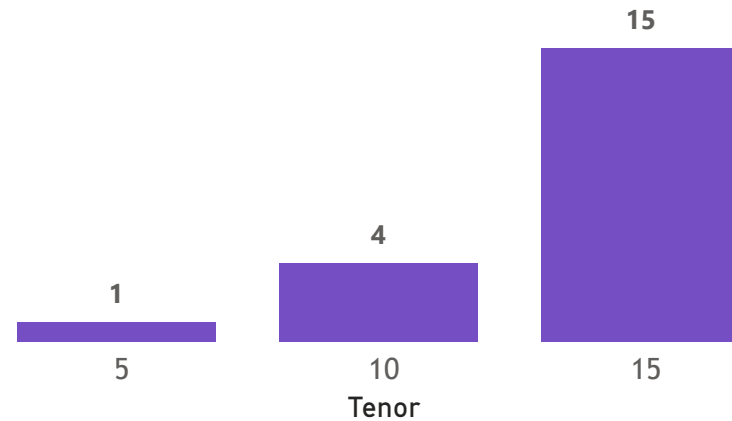


YTD trades



No. of Trades by Tenor

Trades



Primary Market March 2026 Auction

Tenor	Cut- Off Yield Rate	Coupon Rates	Range of Successful Yield Rates
3 Years	14.50	14.50	0.0000 – 14.5000
2 Years	14.25	14.25	10.0000 – 14.2500
10 Years	16.50	16.60	13.0000 – 16.5000
15 Years	17.50	17.50	7.0000 – 17.5000
7 Years	15.80	16.00	9.0000 – 15.8000

*Disclaimer: This content is prepared from information received by the Commission through third-party reports. The range of prices by tenor and range of yields by tenor are based on dealer submissions. The content is indicative and intended for informational purposes only and shall not in any way be deemed to be investment advice, guidance or recommendation of the SEC. Users are responsible for making investment decisions and are advised to obtain independent professional advice before acting on or using this information.

GRZ Bonds Secondary Market Trade Summary Report

ISIN Code	Coupon Rate	Issue Date	Maturity Date	Trade Date/ Valuation Date	Years To Maturity	Nominal Value	Market Value	Min Trade Price	Max Trade Price	Min Yield	Max Yield
ZM1000004383	14	01/06/2020	01/06/2035	02/06/2026	9	K4,256,800.00	K3,676,396.29	85.60	88.06	16.60	17.20
ZM1000007642	16.6	16/02/2026	16/02/2036	02/06/2026	9	K100,000,000.00	K106,316,160.27	106.32	106.32	16.30	16.30
ZM1000007659	17.59	16/02/2026	16/02/2041	02/06/2026	14	K50,000.00	K51,458.40	97.81	97.81	18.00	18.00
ZM1000006180	26.5	19/02/2024	19/02/2039	06/02/2026	13	K575,610.00	K900,001.28	156.41	156.41	17.00	17.00
ZM1000007220	19	21/07/2025	21/07/2035	02/06/2026	9	K25,000.00	K28,714.15	107.99	107.99	17.22	17.22
ZM1000005919	14	21/08/2023	21/08/2038	02/06/2026	12	K101,165,000.00	K89,919,709.10	83.80	85.13	16.90	17.20
ZM1000005919	14	21/08/2023	21/08/2038	06/02/2026	12	K2,589,000.00	K2,221,372.40	84.27	87.67	17.20	18.00
ZM1000005851	14	24/07/2023	24/07/2038	24/07/2023	15	K270,000.00	K240,914.37	84.28	84.28	17.10	17.10
ZM1000005851	14	24/07/2023	24/07/2038	28/05/2026	12	K270,000.00	K240,914.37	89.23	89.23	17.10	17.10
ZM1000005794	11	26/06/2023	26/06/2028	06/02/2026	2	K874,882.00	K859,951.97	98.31	98.31	14.75	14.75
ZM1000005331	13	27/06/2022	27/06/2032	06/02/2026	6	K110,504.00	K102,199.74	92.43	92.43	16.50	16.50
ZM1000005349	14	27/06/2022	27/06/2037	02/06/2026	11	K1,000,000.00	K882,745.00	82.25	82.25	17.70	17.70
ZM1000005521	14	28/11/2022	28/11/2037	02/06/2026	11	K1,225,000.00	K1,017,805.95	82.89	82.89	17.50	17.50

Disclaimer: This content is prepared from information received by the Commission through third-party reports. The content is indicative and intended for informational purposes only and shall not in any way be deemed to be investment advice, guidance or recommendation of the SEC. Users are responsible for making investment decisions and are advised to obtain independent professional advice before acting on or using this information.