



SECURITIES AND EXCHANGE COMMISSION
Protecting Investors in the Capital Markets

Date

< Friday, 8 May 2026 >

K547.9M

Total Nominal Value

K582.2M

Total Market Value

33

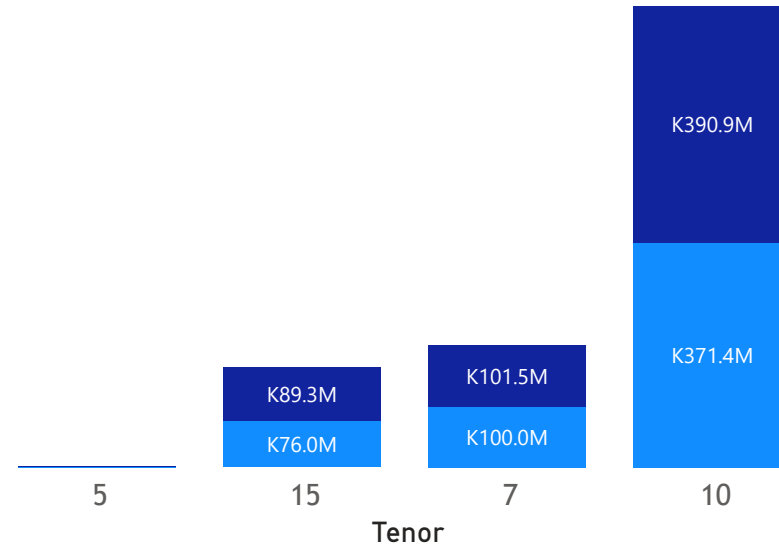
Number of Trades

GRZ Bonds Secondary Market Trade Summary Report

Consideration and Nominal Value

● Nominal Value ● Market Value

Nominal Value and Market Value



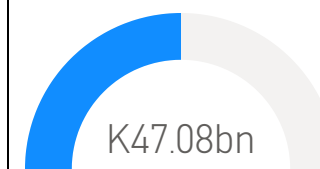
Range of Trade Prices (ZMW)*

Tenor	Min	Max
5	91.27	91.27
7	101.47	101.47
10	93.88	134.66
15	117.51	117.51

Range of Yields Rates*

Tenor	Min	Max
5	17.00	17.00
7	16.50	16.50
10	14.80	17.00
15	18.00	18.00

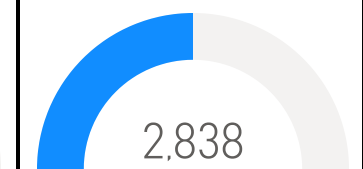
Market Value YTD



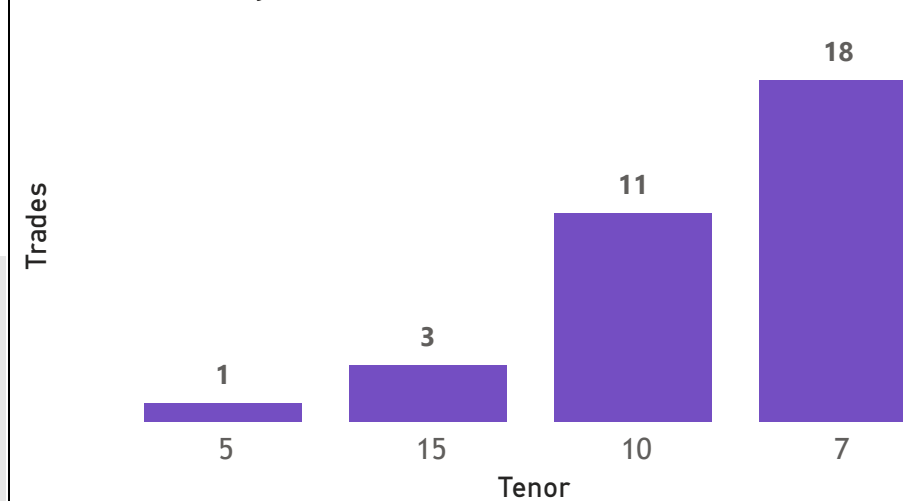
Nominal Value YTD



YTD trades



No. of Trades by Tenor



Primary Market March 2026 Auction

Tenor	Cut- Off Yield Rate	Coupon Rates	Range of Successful Yield Rates
3 Years	14.50	14.50	0.0000 – 14.5000
2 Years	14.25	14.25	10.0000 – 14.2500
10 Years	16.50	16.60	13.0000 – 16.5000
15 Years	17.50	17.50	7.0000 – 17.5000
7 Years	15.80	16.00	9.0000 – 15.8000

*Disclaimer: This content is prepared from information received by the Commission through third-party reports. The range of prices by tenor and range of yields by tenor are based on dealer submissions. The content is indicative and intended for informational purposes only and shall not in any way be deemed to be investment advice, guidance or recommendation of the SEC. Users are responsible for making investment decisions and are advised to obtain independent professional advice before acting on or using this information.

GRZ Bonds Secondary Market Trade Summary Report

ISIN Code	Coupon Rate	Issue Date	Maturity Date	Trade Date/ Valuation Date	Years To Maturity	Nominal Value	Market Value	Min Trade Price	Max Trade Price	Min Yield	Max Yield
ZM1000005679	11	04/03/2023	04/03/2028	08/05/2026	1	K499,000.00	K460,694.69	91.27	91.27	17.00	17.00
ZM1000007634	16	16/02/2026	16/02/2033	06/05/2026	6	K100,000,000.00	K101,474,784.90	101.47	101.47	16.50	16.50
ZM1000003351	13	18/12/2017	18/12/2027	05/08/2026	1	K45,000,000.00	K46,187,362.60	102.65	102.65	14.80	14.80
ZM1000004979	13	20/09/2021	20/09/2031	05/08/2026	5	K118,072,000.00	K110,858,633.77	93.88	93.88	15.18	15.18
ZM1000007170	20	23/06/2025	23/06/2040	05/05/2026	14	K76,000,000.00	K89,304,981.65	117.51	117.51	18.00	18.00
ZM1000004672	13	25/01/2021	25/01/2031	07/05/2026	4	K21,500,000.00	K20,455,679.03	95.14	95.14	15.60	15.60
ZM1000004854	13	28/06/2021	28/06/2031	05/06/2026	5	K35,000,000.00	K33,194,053.70	94.84	94.84	15.85	15.85
ZM1000004854	13	28/06/2021	28/06/2031	06/05/2026	5	K50,000,000.00	K47,396,061.71	94.68	94.84	15.85	15.90
ZM1000006685	22.5	28/10/2024	28/10/2034	06/05/2026	8	K65,000,000.00	K83,208,019.94	128.01	128.01	16.40	16.40
ZM1000006297	24.97	30/04/2024	30/04/2034	07/05/2026	8	K36,842,000.00	K49,611,837.91	134.11	134.66	17.00	17.00