



**SECURITIES AND EXCHANGE COMMISSION**  
Protecting Investors in the Capital Markets

Date

< Thursday, 7 May 2026 >

**K517.6M**

Total Nominal Value

**K549.6M**

Total Market Value

**33**

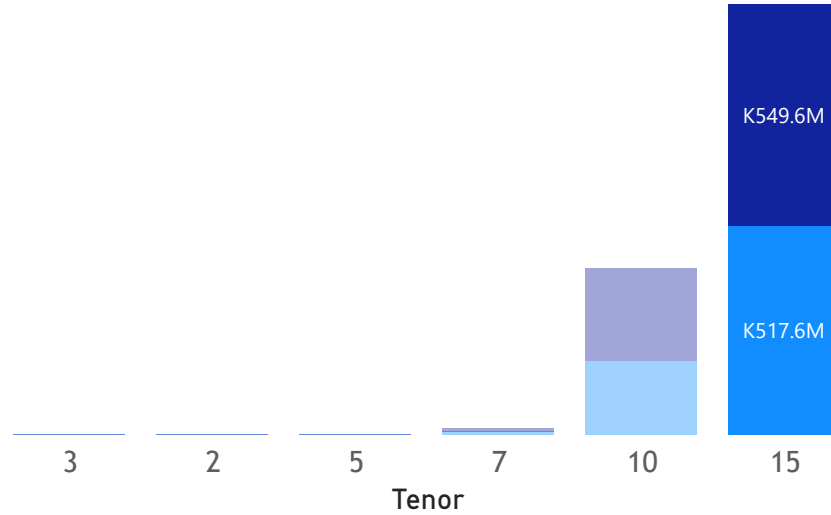
Number of Trades

# GRZ Bonds Secondary Market Trade Summary Report

## Consideration and Nominal Value

● Nominal Value ● Market Value

Nominal Value and Market Value



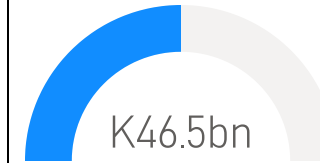
## Range of Trade Prices (ZMW)\*

Tenor	Min	Max
15	83.77	131.68

## Range of Yields Rates\*

Tenor	Min	Max
15	16.20	22.10

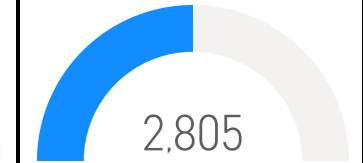
## Market Value YTD



## Nominal Value YTD

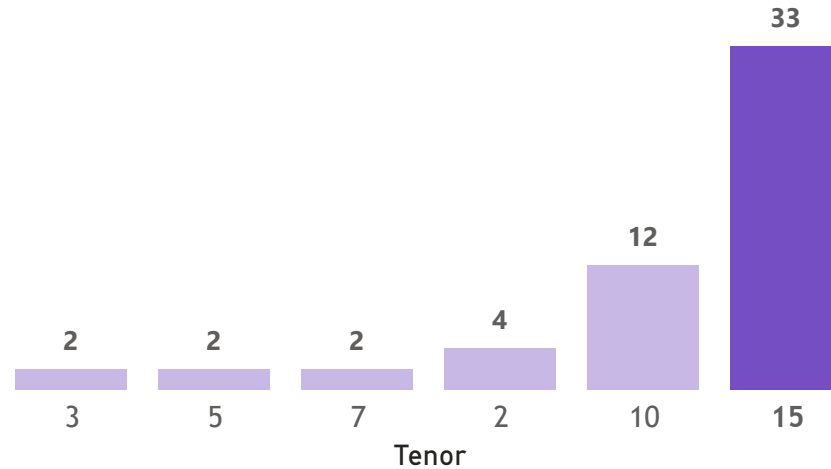


## YTD trades



## No. of Trades by Tenor

Trades



## Primary Market March 2026 Auction

Tenor	Cut- Off Yield Rate	Coupon Rates	Range of Successful Yield Rates
3 Years	14.50	14.50	0.0000 – 14.5000
2 Years	14.25	14.25	10.0000 – 14.2500
10 Years	16.50	16.60	13.0000 – 16.5000
15 Years	17.50	17.50	7.0000 – 17.5000
7 Years	15.80	16.00	9.0000 – 15.8000

\*Disclaimer: This content is prepared from information received by the Commission through third-party reports. The range of prices by tenor and range of yields by tenor are based on dealer submissions. The content is indicative and intended for informational purposes only and shall not in any way be deemed to be investment advice, guidance or recommendation of the SEC. Users are responsible for making investment decisions and are advised to obtain independent professional advice before acting on or using this information.

# GRZ Bonds Secondary Market Trade Summary Report

ISIN Code	Coupon Rate	Issue Date	Maturity Date	Trade Date/ Valuation Date	Years To Maturity	Nominal Value	Market Value	Min Trade Price	Max Trade Price	Min Yield	Max Yield
ZM1000004383	14	01/06/2020	01/06/2035	05/07/2026	8	K636,220.00	K599,999.46	94.33	94.33	16.53	16.53
ZM1000006560	26.75	02/09/2024	02/09/2034	05/05/2026	8	K70,000,000.00	K105,586,940.42	146.00	150.84	16.40	16.40
ZM1000003120	14	05/12/2016	05/12/2031	05/07/2026	5	K14,910,138.00	K14,609,348.22	98.00	98.00	16.20	16.20
ZM1000007659	17.59	16/02/2026	16/02/2041	05/07/2026	14	K400,000,000.00	K418,762,238.36	104.44	104.97	17.40	17.50
ZM1000007246	15.5	18/08/2025	18/08/2027	05/07/2026	1	K22,000.00	K22,713.66	103.27	103.27	15.50	15.50
ZM1000007204	18	21/07/2025	21/07/2030	05/07/2026	4	K84,000.00	K88,071.48	104.89	104.89	18.10	18.10
ZM1000005919	14	21/08/2023	21/08/2038	04/05/2026	12	K1,100,000.00	K999,850.64	90.90	90.90	16.27	16.27
ZM1000005919	14	21/08/2023	21/08/2038	05/04/2026	12	K1,100,000.00	K999,850.64	90.90	90.90	16.27	16.27
ZM1000005919	14	21/08/2023	21/08/2038	05/07/2026	12	K430,000.00	K373,255.21	86.79	86.79	17.20	17.20
ZM1000005919	14	21/08/2023	21/08/2038	07/05/2026	12	K430,000.00	K373,255.21	83.77	83.77	17.20	17.20
ZM1000007170	20	23/06/2025	23/06/2040	05/05/2026	14	K92,000,000.00	K106,552,983.46	108.42	115.82	18.30	18.30
ZM1000006768	16.5	23/12/2024	23/12/2026	05/07/2026	0	K20,000.00	K21,430.44	107.17	107.17	14.60	14.60
ZM1000006776	20	23/12/2024	23/12/2027	05/07/2026	1	K20,000.00	K22,719.28	113.61	113.61	15.50	15.50
ZM1000006420	27.25	24/06/2024	24/06/2039	07/05/2026	13	K48,000.00	K63,206.64	131.68	131.68	22.10	22.10
ZM1000005851	14	24/07/2023	24/07/2038	05/07/2026	12	K460,200.00	K400,007.86	86.92	86.92	17.40	17.40
ZM1000004672	13	25/01/2021	25/01/2031	05/07/2026	4	K41,500,000.00	K39,361,697.66	94.51	95.12	15.60	15.80
ZM1000004672	13	25/01/2021	25/01/2031	07/05/2026	4	K20,000,000.00	K18,906,028.32	90.86	90.86	16.00	16.00
ZM1000007402	17.75	27/10/2025	27/10/2035	07/05/2026	9	K100,000.00	K101,601.73	101.12	101.12	18.00	18.00
ZM1000006024	13	27/11/2023	27/11/2033	05/07/2026	7	K1,130,000.00	K974,418.74	86.29	86.29	17.78	17.78
ZM1000005588	14	27/12/2022	27/12/2037	05/07/2026	11	K3,359,190.00	K3,014,692.53	88.47	92.18	16.50	17.37
ZM1000004862	14	28/06/2021	28/06/2036	05/07/2026	10	K3,094,960.00	K2,826,340.84	90.68	92.83	16.50	17.02
ZM1000006685	22.5	28/10/2024	28/10/2034	05/05/2026	8	K50,000,000.00	K63,978,497.26	127.96	127.96	16.40	16.40

Disclaimer: This content is prepared from information received by the Commission through third-party reports. The content is indicative and intended for informational purposes only and shall not in any way be deemed to be investment advice, guidance or recommendation of the SEC. Users are responsible for making investment decisions and are advised to obtain independent professional advice before acting on or using this information.