



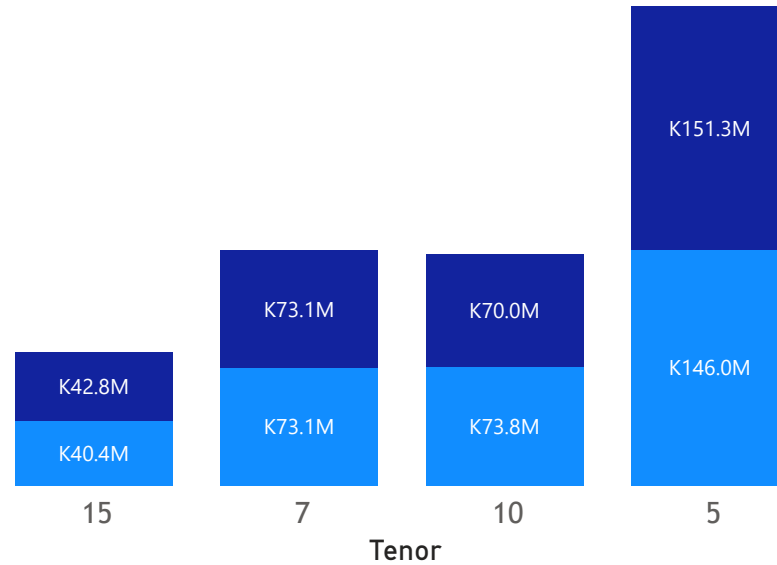
**SECURITIES AND EXCHANGE COMMISSION**  
Protecting Investors in the Capital Markets

# GRZ Bonds Secondary Market Trade Summary Report

## Consideration and Nominal Value

● Nominal Value ● Market Value

Nominal Value and Market Value



## Range of Trade Prices (ZMW)\*

Tenor	Min	Max
5	96.63	110.50
7	100.02	100.02
10	78.49	95.37
15	92.28	105.89

## Range of Yields Rates\*

Tenor	Min	Max
5	14.25	15.75
7	16.85	16.85
10	15.50	19.50
15	16.41	17.20

Date

Wednesday, 6 May 2026

**K333.2M**

Total Nominal Value

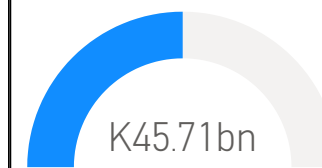
**K337.1M**

Total Market Value

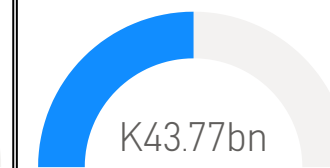
**22**

Number of Trades

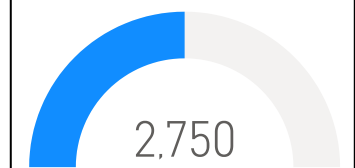
## Market Value YTD



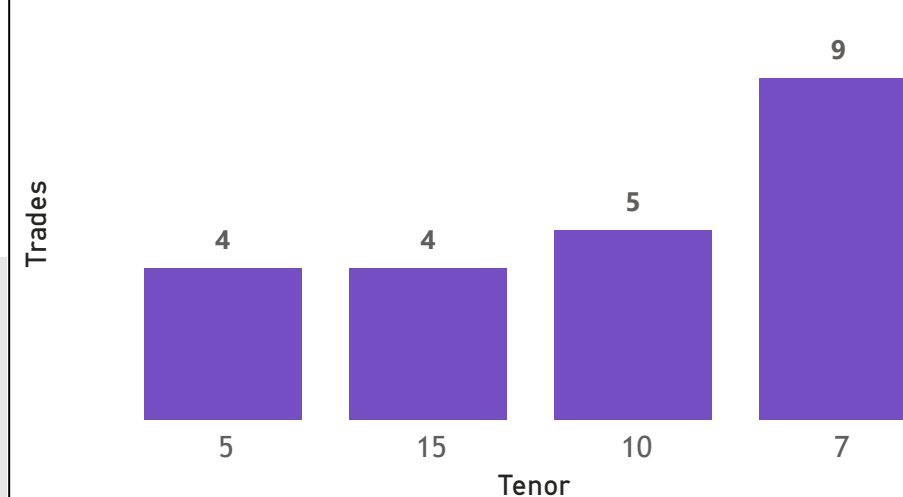
## Nominal Value YTD



## YTD trades



## No. of Trades by Tenor



## Primary Market March 2026 Auction

Tenor	Cut- Off Yield Rate	Coupon Rates	Range of Successful Yield Rates
3 Years	14.50	14.50	0.0000 – 14.5000
2 Years	14.25	14.25	10.0000 – 14.2500
10 Years	16.50	16.60	13.0000 – 16.5000
15 Years	17.50	17.50	7.0000 – 17.5000
7 Years	15.80	16.00	9.0000 – 15.8000

\*Disclaimer: This content is prepared from information received by the Commission through third-party reports. The range of prices by tenor and range of yields by tenor are based on dealer submissions. The content is indicative and intended for informational purposes only and shall not in any way be deemed to be investment advice, guidance or recommendation of the SEC. Users are responsible for making investment decisions and are advised to obtain independent professional advice before acting on or using this information.



# GRZ Bonds Secondary Market Trade Summary Report

ISIN Code	Coupon Rate	Issue Date	Maturity Date	Trade Date/ Valuation Date	Years To Maturity	Nominal Value	Market Value	Min Trade Price	Max Trade Price	Min Yield	Max Yield
ZM1000007634	16	16/02/2026	16/02/2033	05/05/2026	6	K73,053,000.00	K73,067,693.68	100.02	100.02	16.85	16.85
ZM1000007659	17.59	16/02/2026	16/02/2041	05/06/2026	14	K40,000,000.00	K42,391,280.00	105.89	105.89	17.20	17.20
ZM1000007261	18	18/08/2025	18/08/2030	29/04/2026	4	K46,000,000.00	K50,828,686.80	110.50	110.50	15.75	15.75
ZM1000005455	13	19/09/2022	19/09/2032	06/05/2026	6	K765,000.00	K600,433.89	78.49	78.49	19.50	19.50
ZM1000004672	13	25/01/2021	25/01/2031	30/04/2026	4	K43,000,000.00	K41,010,329.92	95.37	95.37	15.50	15.50
ZM1000006065	14	26/12/2023	26/12/2038	30/04/2026	12	K392,000.00	K361,730.38	92.28	92.28	16.41	16.41
ZM1000005315	11	27/06/2022	27/06/2027	29/04/2026	1	K100,000,000.00	K100,484,634.24	96.63	100.48	14.25	14.25
ZM1000004854	13	28/06/2021	28/06/2031	05/06/2026	5	K30,000,000.00	K28,404,016.02	94.66	94.66	15.90	15.90

Disclaimer: This content is prepared from information received by the Commission through third-party reports. The content is indicative and intended for informational purposes only and shall not in any way be deemed to be investment advice, guidance or recommendation of the SEC. Users are responsible for making investment decisions and are advised to obtain independent professional advice before acting on or using this information.