SECURITIES AND EXCHANGE COMMISSION
Protecting Investors in the Capital Markets

GRZ Bonds Secondary Market Trade Summary Report

Date

Tuesday, 5 May 2026

K489.7M
Total Nominal Value

K547.3M
Total Market Value

26
Number of Trades

Consideration and Nominal Value

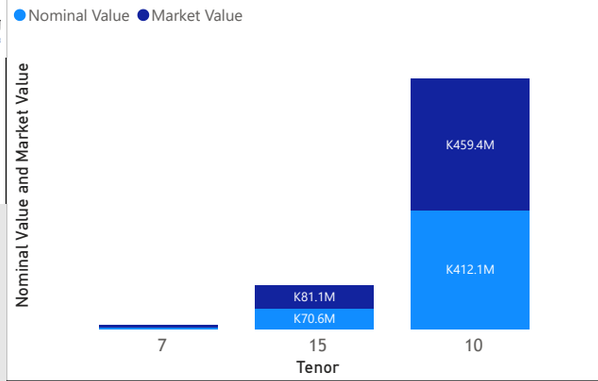

Range of Trade Prices (ZMW)*

Tenor	Min	Max
7	97.03	97.03
10	91.32	113.05
15	79.89	162.48

Range of Yields Rates*

Tenor	Min	Max
7	14.75	14.75
10	14.92	18.00
15	16.50	19.12

Market Value YTD

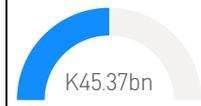

Nominal Value YTD

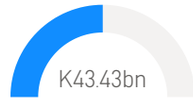

YTD trades

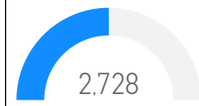

No. of Trades by Tenor

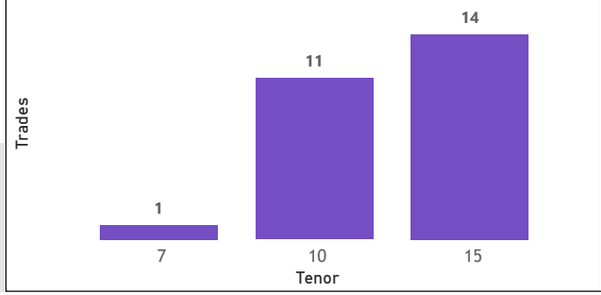

Primary Market March 2026 Auction

Tenor	Cut- Off Yield Rate	Coupon Rates	Range of Successful Yield Rates
3 Years	14.50	14.50	0.0000 – 14.5000
2 Years	14.25	14.25	10.0000 – 14.2500
10 Years	16.50	16.60	13.0000 – 16.5000
15 Years	17.50	17.50	7.0000 – 17.5000
7 Years	15.80	16.00	9.0000 – 15.8000

*Disclaimer: This content is prepared from information received by the Commission through third-party reports. The range of prices by tenor and range of yields by tenor are based on dealer submissions. The content is indicative and intended for informational purposes only and shall not in any way be deemed to be investment advice, guidance or recommendation of the SEC. Users are responsible for making investment decisions and are advised to obtain independent professional advice before acting on or using this information.

GRZ Bonds Secondary Market Trade Summary Report

ISIN Code	Coupon Rate	Issue Date	Maturity Date	Trade Date/ Valuation Date	Years To Maturity	Nominal Value	Market Value	Min Trade Price	Max Trade Price	Min Yield	Max Yield
ZM1000004383	14	01/06/2020	01/06/2035	05/05/2026	9	K77,000.00	K67,984.54	88.29	88.29	18.01	18.01
ZM1000006578	28.35	02/09/2024	02/09/2039	05/05/2026	13	K1,191,800.00	K1,995,511.78	162.48	162.48	16.50	16.50
ZM1000003997	13	17/12/2018	17/12/2028	29/04/2026	2	K8,500,000.00	K8,472,909.22	99.68	99.68	15.50	15.50
ZM1000005166	14	21/02/2022	21/02/2037	05/05/2026	10	K5,700,000.00	K4,819,743.30	84.56	84.56	17.85	17.85
ZM1000004730	12	22/03/2021	22/03/2028	29/04/2026	1	K7,000,000.00	K6,791,783.27	97.03	97.03	14.75	14.75
ZM1000007535	18.99	22/12/2025	22/12/2040	05/05/2026	14	K500,000.00	K554,714.50	110.91	110.91	18.20	18.20
ZM1000007170	20	23/06/2025	23/06/2040	05/05/2026	14	K32,000,000.00	K37,602,097.54	117.53	117.53	18.00	18.00
ZM1000007170	20	23/06/2025	23/06/2040	29/04/2026	14	K30,000,000.00	K34,874,091.37	116.25	116.25	18.20	18.20
ZM1000005851	14	24/07/2023	24/07/2038	30/04/2026	12	K256,000.00	K204,511.66	79.89	90.74	19.12	19.12
ZM1000004672	13	25/01/2021	25/01/2031	04/05/2026	4	K1,051,002.00	K1,021,058.36	93.59	93.59	14.92	14.92
ZM1000004672	13	25/01/2021	25/01/2031	29/04/2026	4	K11,000,000.00	K10,285,257.82	93.50	93.50	16.10	16.10
ZM1000007592	18.79	26/01/2026	26/01/2041	05/05/2026	14	K500,000.00	K540,189.22	108.05	108.05	18.20	18.20
ZM1000007402	17.75	27/10/2025	27/10/2035	05/05/2026	9	K120,000.00	K119,102.69	99.25	99.25	18.00	18.00
ZM1000007048	19	28/04/2025	28/04/2035	05/05/2026	9	K375,125,000.00	K423,907,658.56	112.69	113.05	16.26	16.26
ZM1000004854	13	28/06/2021	28/06/2031	29/04/2026	5	K16,290,000.00	K15,613,588.32	91.32	95.85	15.49	15.49
ZM1000007352	20.2	29/09/2025	29/09/2040	05/05/2026	14	K400,000.00	K454,945.08	113.68	113.68	17.90	17.90

Disclaimer: This content is prepared from information received by the Commission through third-party reports. The content is indicative and intended for informational purposes only and shall not in any way be deemed to be investment advice, guidance or recommendation of the SEC. Users are responsible for making investment decisions and are advised to obtain independent professional advice before acting on or using this information.