



**SECURITIES AND EXCHANGE COMMISSION**  
Protecting Investors in the Capital Markets

Date

< Monday, 4 May 2026 >

**K525.6M**

Total Nominal Value

**K528.2M**

Total Market Value

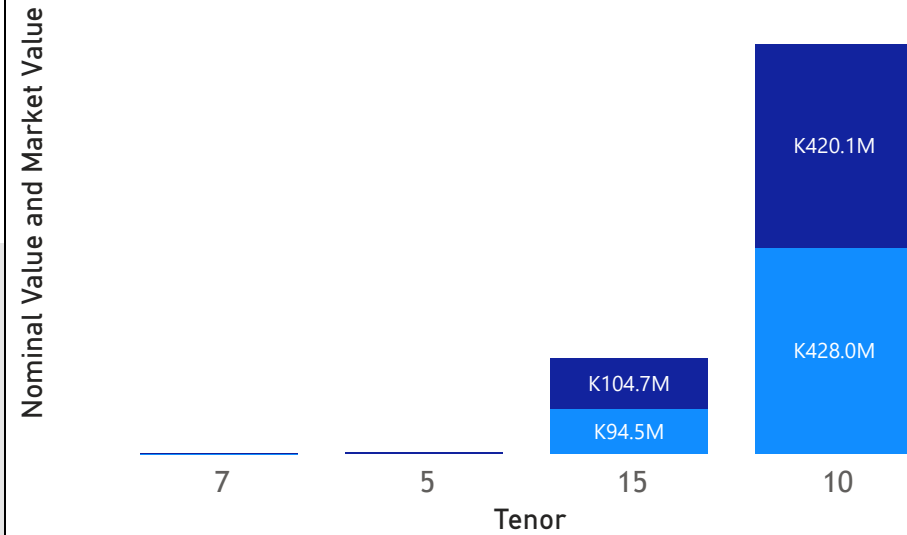
**65**

Number of Trades

# GRZ Bonds Secondary Market Trade Summary Report

## Consideration and Nominal Value

● Nominal Value ● Market Value



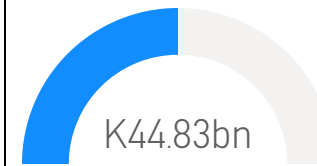
## Range of Trade Prices (ZMW)\*

Tenor	Min	Max
5	118.25	118.25
7	103.81	103.81
10	89.63	100.85
15	83.85	115.65

## Range of Yields Rates\*

Tenor	Min	Max
5	14.62	14.62
7	12.62	12.62
10	14.28	17.15
15	15.31	18.30

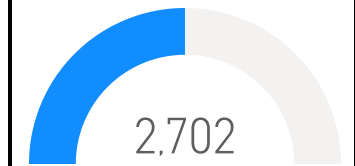
## Market Value YTD



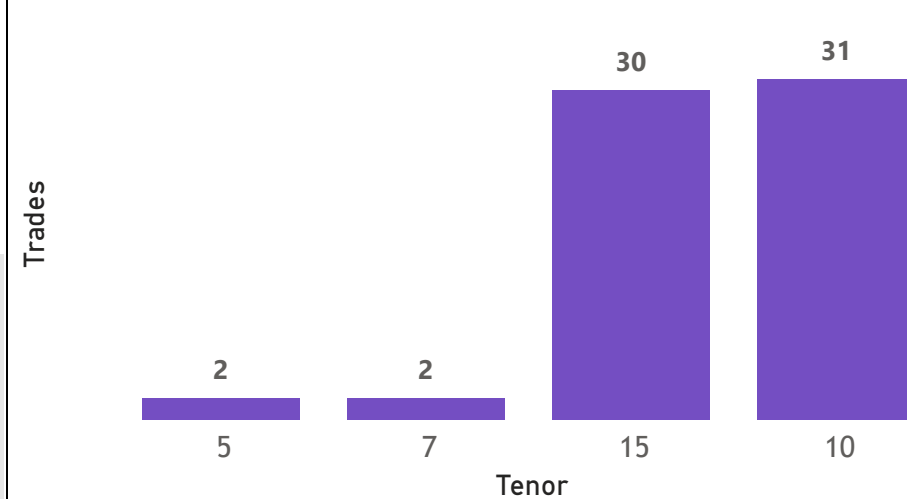
## Nominal Value YTD



## YTD trades



## No. of Trades by Tenor



## Primary Market March 2026 Auction

Tenor	Cut- Off Yield Rate	Coupon Rates	Range of Successful Yield Rates
3 Years	14.50	14.50	0.0000 – 14.5000
2 Years	14.25	14.25	10.0000 – 14.2500
10 Years	16.50	16.60	13.0000 – 16.5000
15 Years	17.50	17.50	7.0000 – 17.5000
7 Years	15.80	16.00	9.0000 – 15.8000

\*Disclaimer: This content is prepared from information received by the Commission through third-party reports. The range of prices by tenor and range of yields by tenor are based on dealer submissions. The content is indicative and intended for informational purposes only and shall not in any way be deemed to be investment advice, guidance or recommendation of the SEC. Users are responsible for making investment decisions and are advised to obtain independent professional advice before acting on or using this information.



# GRZ Bonds Secondary Market Trade Summary Report

ISIN Code	Coupon Rate	Issue Date	Maturity Date	Trade Date/ Valuation Date	Years To Maturity	Nominal Value	Market Value	Min Trade Price	Max Trade Price	Min Yield	Max Yield
ZM1000004383	14	01/06/2020	01/06/2035	05/04/2026	9	K434,000.00	K400,279.28	92.25	92.25	17.00	17.00
ZM1000005695	13	04/03/2023	04/03/2033	05/04/2026	6	K2,228,070.00	K1,999,993.84	89.63	89.63	15.74	15.74
ZM1000007642	16.6	16/02/2026	16/02/2036	30/04/2026	9	K200,000,000.00	K201,701,635.64	97.35	100.85	17.15	17.15
ZM1000007659	17.59	16/02/2026	16/02/2041	05/04/2026	14	K1,880,000.00	K1,909,421.22	101.58	101.58	18.00	18.00
ZM1000007659	17.59	16/02/2026	16/02/2041	30/04/2026	14	K30,000,000.00	K30,914,270.14	99.34	103.05	17.70	17.70
ZM1000003997	13	17/12/2018	17/12/2028	05/04/2026	2	K494,362.00	K494,589.76	100.07	100.07	15.30	15.30
ZM1000005455	13	19/09/2022	19/09/2032	27/04/2026	6	K1,140,000.00	K1,098,343.90	96.35	96.35	14.28	14.28
ZM1000005646	14	20/02/2023	20/02/2038	05/04/2026	11	K566,000.00	K474,404.78	83.85	83.85	17.90	17.90
ZM1000004748	14	22/03/2021	22/03/2036	27/04/2026	9	K756,000.00	K718,446.56	95.03	95.03	15.31	15.31
ZM1000007170	20	23/06/2025	23/06/2040	29/04/2026	14	K60,000,000.00	K69,391,126.02	108.42	115.65	18.30	18.30
ZM1000005133	14	24/01/2022	24/01/2037	05/04/2026	10	K112,136.00	K100,000.20	89.18	89.18	17.00	17.00
ZM1000004672	13	25/01/2021	25/01/2031	04/05/2026	4	K1,539,608.00	K1,495,155.32	93.59	93.59	14.92	14.92
ZM1000004672	13	25/01/2021	25/01/2031	29/04/2026	4	K200,000,000.00	K191,833,054.80	95.92	95.92	15.30	15.30
ZM1000004672	13	25/01/2021	25/01/2031	30/04/2026	4	K21,500,000.00	K20,388,950.39	94.83	94.83	15.65	15.65
ZM1000005810	13	26/06/2023	26/06/2033	27/04/2026	7	K1,134,000.00	K1,099,630.96	96.97	96.97	14.75	14.75
ZM1000007410	18.99	27/10/2025	27/10/2040	05/04/2026	14	K400,000.00	K421,573.16	105.40	105.40	18.00	18.00
ZM1000006669	21.49	28/10/2024	28/10/2029	04/05/2026	3	K1,850,700.00	K2,194,981.28	118.25	118.25	14.62	14.62
ZM1000005760	14	29/05/2023	29/05/2038	05/04/2026	12	K384,000.00	K333,717.74	86.95	86.95	17.90	17.90
ZM1000005034	12	29/11/2021	29/11/2028	05/04/2026	2	K1,156,324.00	K1,199,999.12	103.81	103.81	12.62	12.62

Disclaimer: This content is prepared from information received by the Commission through third-party reports. The content is indicative and intended for informational purposes only and shall not in any way be deemed to be investment advice, guidance or recommendation of the SEC. Users are responsible for making investment decisions and are advised to obtain independent professional advice before acting on or using this information.