GRZ Bonds Secondary Market Trade Summary Report

SECURITIES AND EXCHANGE COMMISSION
Protecting Investors in the Capital Markets

Date

Thursday, 30 April 2026

K436.5M
Total Nominal Value

K437.3M
Total Market Value

27
Number of Trades

Consideration and Nominal Value

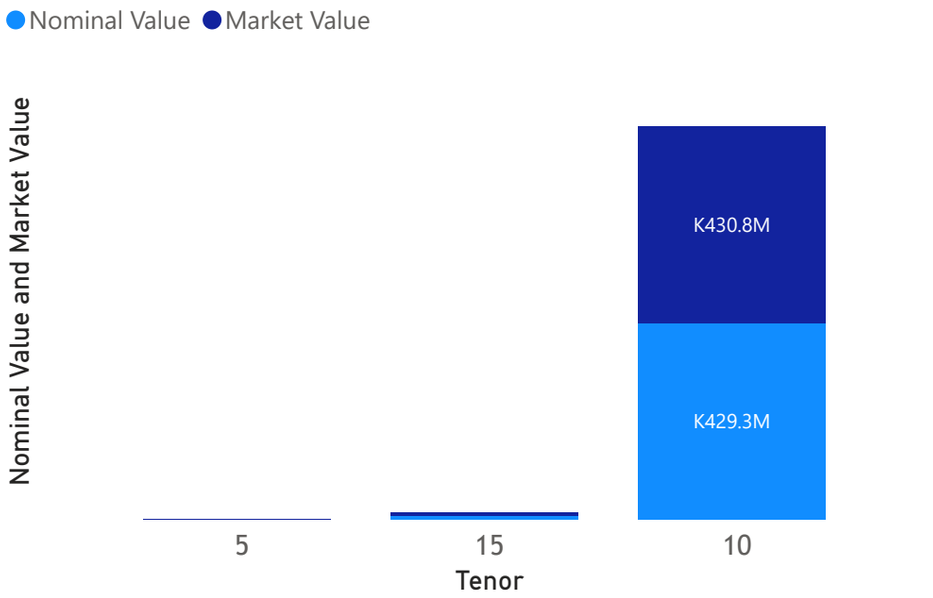

Range of Trade Prices (ZMW)*

Tenor	Min	Max
5	100.60	100.60
10	92.72	149.79
15	78.15	137.78

Range of Yields Rates*

Tenor	Min	Max
5	16.00	16.00
10	15.28	16.50
15	16.65	20.30

Market Value YTD

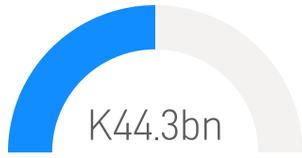

Nominal Value YTD

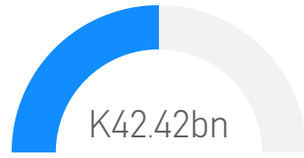

YTD trades

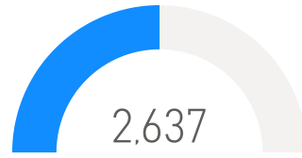

No. of Trades by Tenor

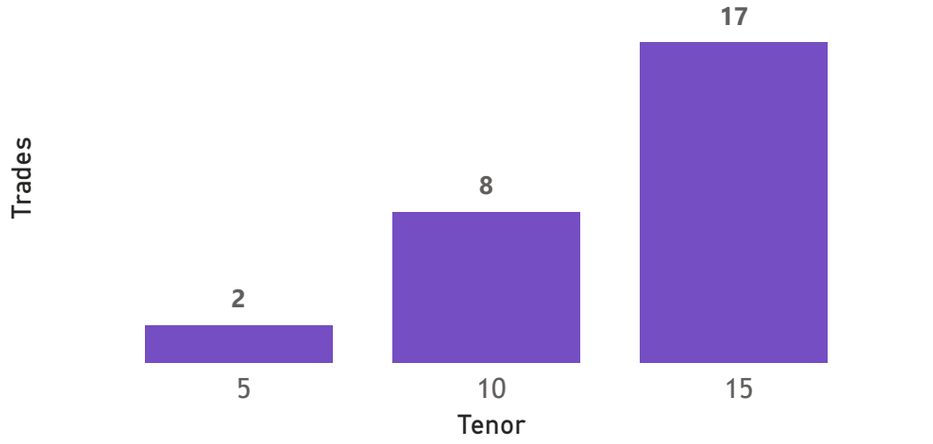

Primary Market March 2026 Auction

Tenor	Cut- Off Yield Rate	Coupon Rates	Range of Successful Yield Rates
3 Years	14.50	14.50	0.0000 – 14.5000
2 Years	14.25	14.25	10.0000 – 14.2500
10 Years	16.50	16.60	13.0000 – 16.5000
15 Years	17.50	17.50	7.0000 – 17.5000
7 Years	15.80	16.00	9.0000 – 15.8000

*Disclaimer: This content is prepared from information received by the Commission through third-party reports. The range of prices by tenor and range of yields by tenor are based on dealer submissions. The content is indicative and intended for informational purposes only and shall not in any way be deemed to be investment advice, guidance or recommendation of the SEC. Users are responsible for making investment decisions and are advised to obtain independent professional advice before acting on or using this information.

GRZ Bonds Secondary Market Trade Summary Report

ISIN Code	Coupon Rate	Issue Date	Maturity Date	Trade Date/ Valuation Date	Years To Maturity	Nominal Value	Market Value	Min Trade Price	Max Trade Price	Min Yield	Max Yield
ZM1000006560	26.75	02/09/2024	02/09/2034	29/04/2026	8	K50,000,000.00	K74,893,586.30	149.79	149.79	16.50	16.50
ZM1000003252	14	05/07/2017	05/07/2032	30/04/2026		K108,000.00	K101,894.72	94.31	94.31	16.65	16.65
ZM1000006990	21.8	17/03/2025	17/03/2040	30/04/2026		K477,048.00	K580,670.68	121.70	121.70	18.00	18.00
ZM1000006875	23.25	20/01/2025	20/01/2040	30/04/2026	13	K87,000.00	K119,864.91	137.78	137.78	17.20	17.20
ZM1000004979	13	20/09/2021	20/09/2031	30/04/2026		K118,072,000.00	K110,102,109.26	93.25	93.25	15.28	15.28
ZM1000004979	13	20/09/2021	20/09/2031	30/04/2026	5	K118,072,000.00	K110,102,109.26	93.25	93.25	15.28	15.28
ZM1000005919	14	21/08/2023	21/08/2038	30/04/2026		K2,536,094.00	K2,172,373.58	85.58	85.58	17.41	17.41
ZM1000005919	14	21/08/2023	21/08/2038	30/04/2026	12	K2,536,094.00	K2,172,373.58	82.90	82.90	17.40	17.40
ZM1000005224	14	23/03/2022	23/03/2037	30/04/2026		K115,300.00	K100,000.30	86.73	86.73	17.00	17.00
ZM1000005851	14	24/07/2023	24/07/2038	30/04/2026		K421,260.00	K357,675.82	84.90	84.90	17.80	17.80
ZM1000004672	13	25/01/2021	25/01/2031	29/04/2026	4	K100,000,000.00	K94,829,961.64	94.83	94.83	15.60	15.60
ZM1000004672	13	25/01/2021	25/01/2031	30/04/2026		K43,000,000.00	K40,777,900.78	94.81	94.81	15.65	15.65
ZM1000006065	14	26/12/2023	26/12/2038	30/04/2026		K460,406.00	K381,650.64	78.15	82.81	18.51	18.55
ZM1000005075	11	27/12/2021	27/12/2026	30/04/2026		K198,668.00	K200,000.64	100.60	100.60	16.00	16.00
ZM1000005091	13	27/12/2021	27/12/2031	30/04/2026		K108,000.00	K100,205.48	92.72	92.72	16.20	16.20
ZM1000006693	23.49	28/10/2024	28/10/2039	30/04/2026	13	K170,000.00	K194,952.79	114.68	114.68	20.30	20.30
ZM1000005521	14	28/11/2022	28/11/2037	30/04/2026		K110,080.00	K100,000.08	90.90	90.90	17.00	17.00

Disclaimer: This content is prepared from information received by the Commission through third-party reports. The content is indicative and intended for informational purposes only and shall not in any way be deemed to be investment advice, guidance or recommendation of the SEC. Users are responsible for making investment decisions and are advised to obtain independent professional advice before acting on or using this information.