GRZ Bonds Secondary Market Trade Summary Report

SECURITIES AND EXCHANGE COMMISSION
Protecting Investors in the Capital Markets

Date

Wednesday, 29 April 2026

K1.4bn
Total Nominal Value

K1.5bn
Total Market Value

30
Number of Trades

Consideration and Nominal Value

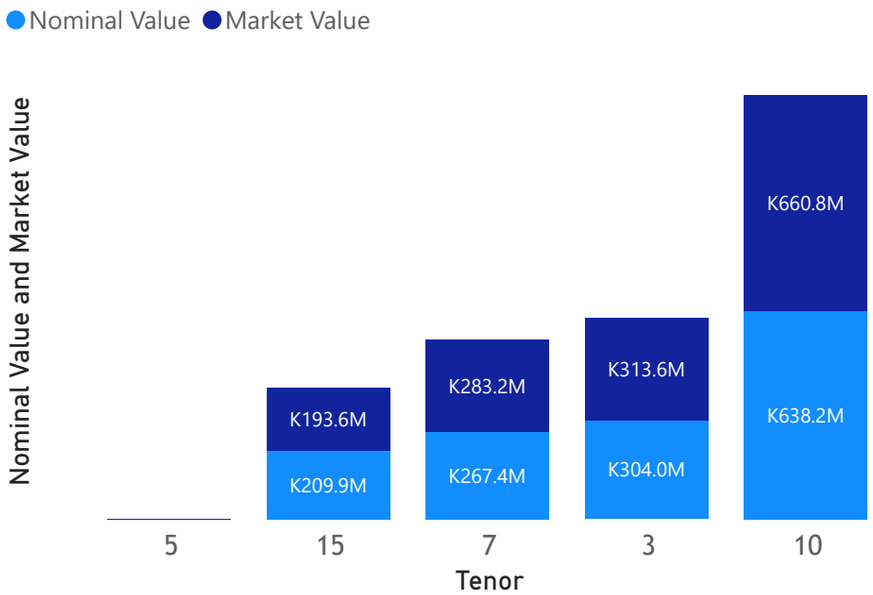

Range of Trade Prices (ZMW)*

Tenor	Min	Max
3	99.75	99.75
5	90.86	90.86
7	91.87	102.32
10	73.18	149.74
15	79.35	116.27

Range of Yields Rates*

Tenor	Min	Max
3	11.25	11.25
5	17.00	17.00
7	14.75	18.00
10	15.50	20.70
15	16.25	18.50

Market Value YTD

Nominal Value YTD

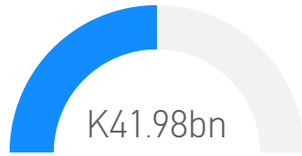

YTD trades

No. of Trades by Tenor

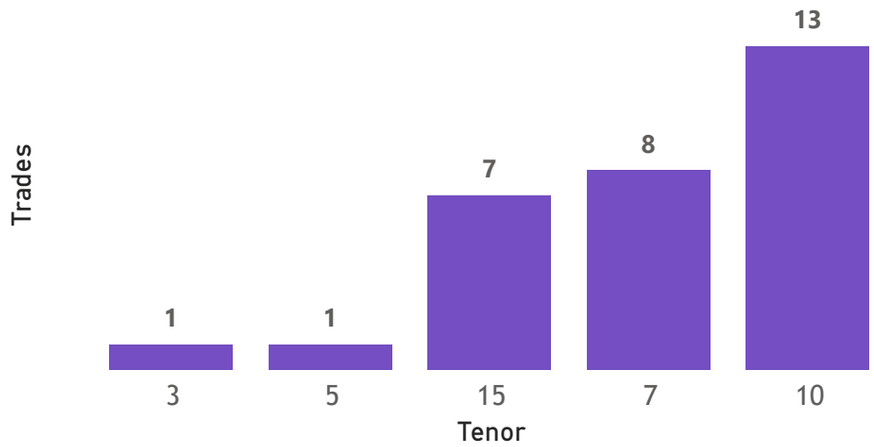

Primary Market March 2026 Auction

Tenor	Cut- Off Yield Rate	Coupon Rates	Range of Successful Yield Rates
3 Years	14.50	14.50	0.0000 – 14.5000
2 Years	14.25	14.25	10.0000 – 14.2500
10 Years	16.50	16.60	13.0000 – 16.5000
15 Years	17.50	17.50	7.0000 – 17.5000
7 Years	15.80	16.00	9.0000 – 15.8000

*Disclaimer: This content is prepared from information received by the Commission through third-party reports. The range of prices by tenor and range of yields by tenor are based on dealer submissions. The content is indicative and intended for informational purposes only and shall not in any way be deemed to be investment advice, guidance or recommendation of the SEC. Users are responsible for making investment decisions and are advised to obtain independent professional advice before acting on or using this information.

GRZ Bonds Secondary Market Trade Summary Report

ISIN Code	Coupon Rate	Issue Date	Maturity Date	Trade Date/ Valuation Date	Years To Maturity	Nominal Value	Market Value	Min Trade Price	Max Trade Price	Min Yield	Max Yield
ZM1000006560	26.75	02/09/2024	02/09/2034	29/04/2026		K100,000,000.00	K149,787,172.60	149.74	149.74	16.50	16.50
ZM1000005695	13	04/03/2023	04/03/2033	29/04/2026	6	K163,000.00	K119,281.16	73.18	73.18	20.70	20.70
ZM1000007642	16.6	16/02/2026	16/02/2036	29/04/2026		K80,000,000.00	K82,697,730.13	99.68	103.43	16.60	16.65
ZM1000007642	16.6	16/02/2026	16/02/2036	29/04/2026	9	K20,000,000.00	K20,645,539.45	99.68	99.68	16.65	16.65
ZM1000006990	21.8	17/03/2025	17/03/2040	29/04/2026		K450,000.00	K534,543.84	116.22	116.22	18.50	18.50
ZM1000003997	13	17/12/2018	17/12/2028	29/04/2026		K17,000,000.00	K16,945,818.44	99.70	99.70	15.50	15.50
ZM1000004979	13	20/09/2021	20/09/2031	23/04/2026	5	K100,000,000.00	K89,501,357.53	88.08	88.08	16.40	16.40
ZM1000005919	14	21/08/2023	21/08/2038	23/04/2026	12	K138,500,000.00	K113,457,209.77	79.35	79.35	18.25	18.25
ZM1000004730	12	22/03/2021	22/03/2028	29/04/2026		K17,641,400.00	K16,930,112.00	91.87	96.99	14.75	18.00
ZM1000003872	14	23/04/2018	23/04/2033	27/04/2026	7	K10,593,000.00	K9,641,720.74	90.79	90.79	16.25	16.25
ZM1000007170	20	23/06/2025	23/06/2040	29/04/2026		K60,000,000.00	K69,748,182.74	116.27	116.27	18.20	18.20
ZM1000005885	11	21/08/2023	24/07/2028	29/04/2026	2	K100,000.00	K90,864.98	90.86	90.86	17.00	17.00
ZM1000005851	14	24/07/2023	24/07/2038	29/04/2026		K308,810.00	K264,674.66	85.70	85.70	17.60	17.60
ZM1000004672	13	25/01/2021	25/01/2031	29/04/2026		K200,000,000.00	K189,659,923.28	94.80	94.80	15.60	15.60
ZM1000007576	16.85	26/01/2026	26/01/2033	24/04/2026	6	K200,000,000.00	K213,232,175.34	102.32	102.32	16.25	16.25
ZM1000007576	16.85	26/01/2026	26/01/2033	27/04/2026	6	K49,407,000.00	K52,675,810.44	102.32	102.32	16.25	16.25
ZM1000005786	10	26/06/2023	26/06/2026	23/04/2026	0	K304,000,000.00	K313,553,079.23	99.75	99.75	11.25	11.25
ZM1000005091	13	27/12/2021	27/12/2031	23/04/2026	5	K121,000,000.00	K111,416,100.52	87.70	87.70	16.40	16.40
ZM1000007683	16	30/03/2026	30/03/2033	29/04/2026	6	K400,000.00	K408,876.28	100.90	100.90	15.77	15.77

Disclaimer: This content is prepared from information received by the Commission through third-party reports. The content is indicative and intended for informational purposes only and shall not in any way be deemed to be investment advice, guidance or recommendation of the SEC. Users are responsible for making investment decisions and are advised to obtain independent professional advice before acting on or using this information.