



**SECURITIES AND EXCHANGE COMMISSION**  
Protecting Investors in the Capital Markets

Date

< Monday, 27 April 2026 >

**K572.7M**

Total Nominal Value

**K589.8M**

Total Market Value

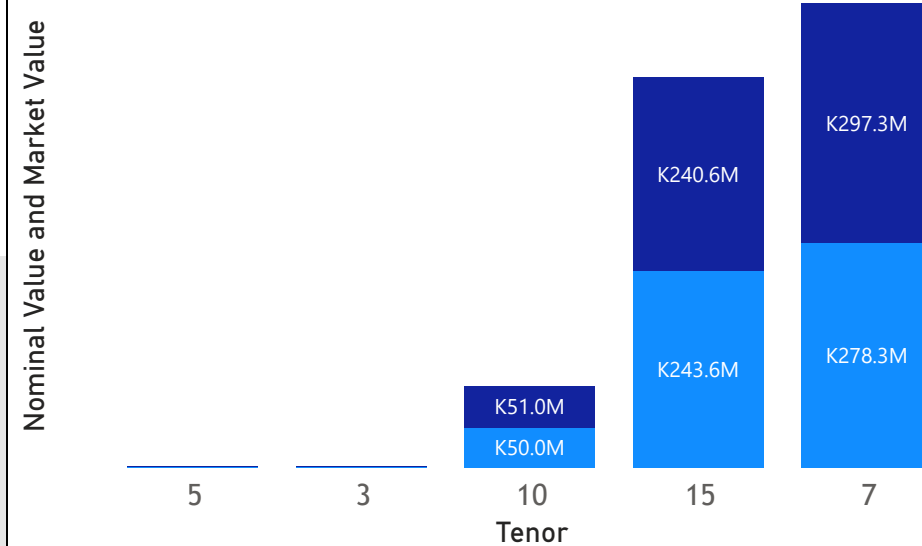
**37**

Number of Trades

# GRZ Bonds Secondary Market Trade Summary Report

## Consideration and Nominal Value

● Nominal Value ● Market Value



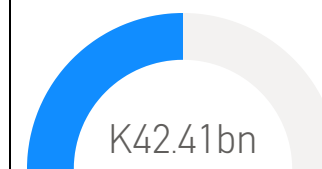
## Range of Trade Prices (ZMW)\*

Tenor	Min	Max
3	105.63	105.63
5	95.40	119.15
7	82.34	107.08
10	98.88	98.88
15	79.18	100.43

## Range of Yields Rates\*

Tenor	Min	Max
3	17.20	17.20
5	15.00	18.10
7	16.15	18.25
10	16.82	16.82
15	16.15	18.93

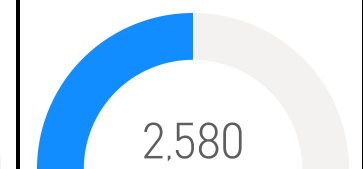
## Market Value YTD



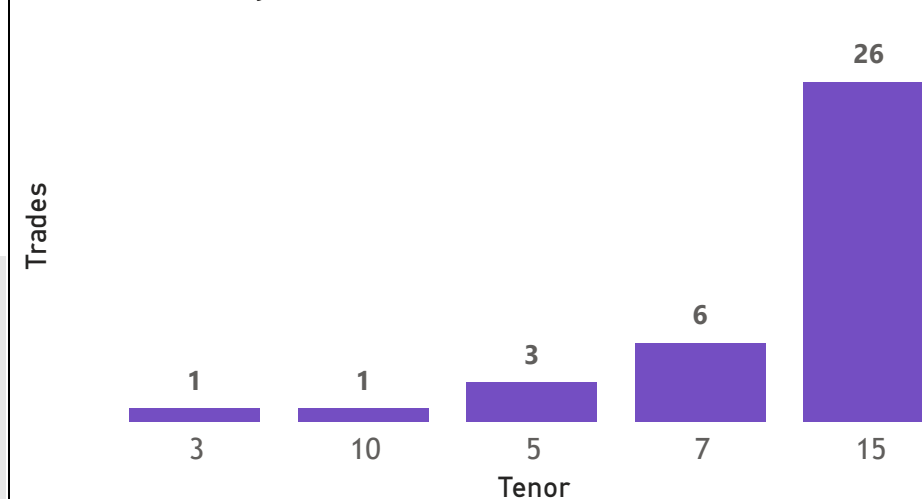
## Nominal Value YTD



## YTD trades



## No. of Trades by Tenor



## Primary Market March 2026 Auction

Tenor	Cut- Off Yield Rate	Coupon Rates	Range of Successful Yield Rates
3 Years	14.50	14.50	0.0000 – 14.5000
2 Years	14.25	14.25	10.0000 – 14.2500
10 Years	16.50	16.60	13.0000 – 16.5000
15 Years	17.50	17.50	7.0000 – 17.5000
7 Years	15.80	16.00	9.0000 – 15.8000

\*Disclaimer: This content is prepared from information received by the Commission through third-party reports. The range of prices by tenor and range of yields by tenor are based on dealer submissions. The content is indicative and intended for informational purposes only and shall not in any way be deemed to be investment advice, guidance or recommendation of the SEC. Users are responsible for making investment decisions and are advised to obtain independent professional advice before acting on or using this information.

# GRZ Bonds Secondary Market Trade Summary Report

ISIN Code	Coupon Rate	Issue Date	Maturity Date	Trade Date/ Valuation Date	Years To Maturity	Nominal Value	Market Value	Min Trade Price	Max Trade Price	Min Yield	Max Yield
ZM1000005935	12	02/10/2023	02/10/2030	27/04/2026		K625,340.00	K514,816.90	82.34	82.34	18.25	18.25
ZM1000007642	16.6	16/02/2026	16/02/2036	23/04/2026	9	K50,000,000.00	K51,031,830.82	98.88	98.88	16.82	16.82
ZM1000007659	17.59	16/02/2026	16/02/2041	23/04/2026	14	K200,000,000.00	K200,863,249.30	97.06	100.43	18.15	18.15
ZM1000006149	20	19/02/2024	19/02/2027	27/04/2026	0	K500,000.00	K528,138.66	105.63	105.63	17.20	17.20
ZM1000005430	11	19/09/2022	19/09/2027	27/04/2026	1	K250,000.00	K241,579.86	95.40	95.40	15.00	15.00
ZM1000005919	14	21/08/2023	21/08/2038	22/04/2026		K189,000.00	K149,648.21	79.18	79.18	18.93	18.93
ZM1000005919	14	21/08/2023	21/08/2038	22/04/2026	12	K189,000.00	K149,648.21	79.18	79.18	18.93	18.93
ZM1000003872	14	23/04/2018	23/04/2033	27/04/2026		K42,372,000.00	K38,656,363.34	91.03	91.45	16.15	16.25
ZM1000007576	16.85	26/01/2026	26/01/2033	27/04/2026		K277,628,000.00	K296,809,651.90	102.73	107.08	16.15	16.25
ZM1000006065	14	26/12/2023	26/12/2038	23/04/2026		K430,000.00	K399,774.66	92.97	92.97	16.19	16.19
ZM1000006065	14	26/12/2023	26/12/2038	23/04/2026	12	K430,000.00	K399,774.66	92.97	92.97	16.19	16.19
ZM1000006669	21.49	28/10/2024	28/10/2029	27/04/2026		K83,908.00	K100,001.56	119.15	119.15	18.10	18.10

Disclaimer: This content is prepared from information received by the Commission through third-party reports. The content is indicative and intended for informational purposes only and shall not in any way be deemed to be investment advice, guidance or recommendation of the SEC. Users are responsible for making investment decisions and are advised to obtain independent professional advice before acting on or using this information.