



SECURITIES AND EXCHANGE COMMISSION
Protecting Investors in the Capital Markets

Date

< Friday, 24 April 2026 >

K607.1M

Total Nominal Value

K613.8M

Total Market Value

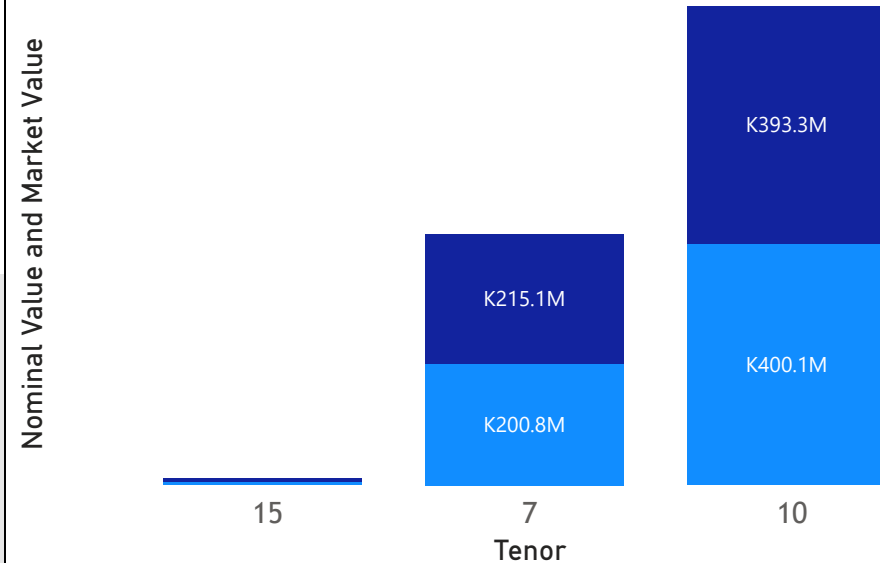
36

Number of Trades

GRZ Bonds Secondary Market Trade Summary Report

Consideration and Nominal Value

● Nominal Value ● Market Value



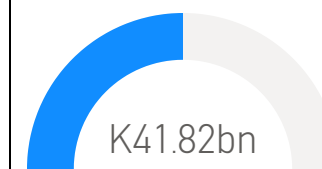
Range of Trade Prices (ZMW)*

Tenor	Min	Max
7	102.65	141.85
10	95.53	101.09
15	81.24	91.84

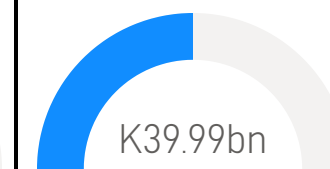
Range of Yields Rates*

Tenor	Min	Max
7	13.00	16.17
10	14.59	17.00
15	16.22	18.65

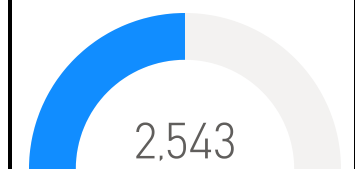
Market Value YTD



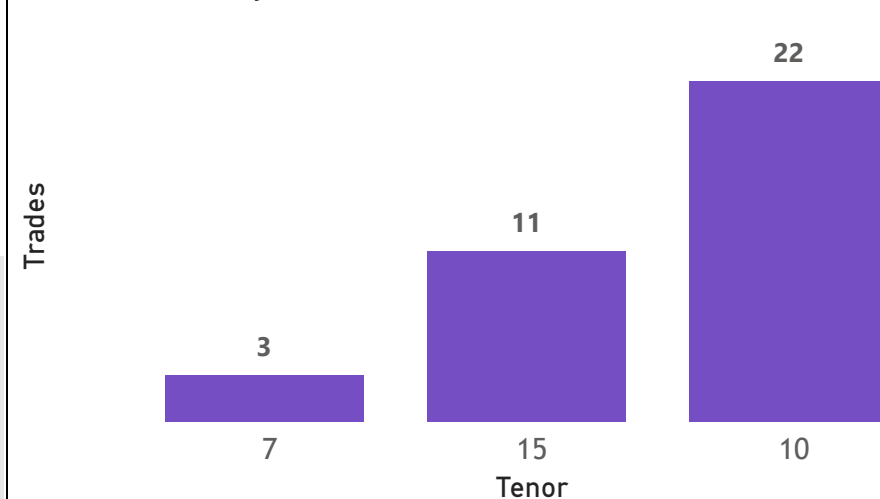
Nominal Value YTD



YTD trades



No. of Trades by Tenor



Primary Market March 2026 Auction

Tenor	Cut- Off Yield Rate	Coupon Rates	Range of Successful Yield Rates
3 Years	14.50	14.50	0.0000 – 14.5000
2 Years	14.25	14.25	10.0000 – 14.2500
10 Years	16.50	16.60	13.0000 – 16.5000
15 Years	17.50	17.50	7.0000 – 17.5000
7 Years	15.80	16.00	9.0000 – 15.8000

*Disclaimer: This content is prepared from information received by the Commission through third-party reports. The range of prices by tenor and range of yields by tenor are based on dealer submissions. The content is indicative and intended for informational purposes only and shall not in any way be deemed to be investment advice, guidance or recommendation of the SEC. Users are responsible for making investment decisions and are advised to obtain independent professional advice before acting on or using this information.

GRZ Bonds Secondary Market Trade Summary Report

ISIN Code	Coupon Rate	Issue Date	Maturity Date	Trade Date/ Valuation Date	Years To Maturity	Nominal Value	Market Value	Min Trade Price	Max Trade Price	Min Yield	Max Yield
ZM1000004383	14	01/06/2020	01/06/2035	21/04/2026		K178,000.00	K159,653.16	89.69	89.69	17.53	17.53
ZM1000004383	14	01/06/2020	01/06/2035	21/04/2026	9	K178,000.00	K159,653.16	89.69	89.69	17.53	17.53
ZM1000004383	14	01/06/2020	01/06/2035	24/04/2026		K660,000.00	K606,004.66	91.84	91.84	17.00	17.00
ZM1000005943	14	02/10/2023	02/10/2038	22/04/2026		K2,315,000.00	K1,999,744.12	86.38	86.38	16.80	16.80
ZM1000005943	14	02/10/2023	02/10/2038	22/04/2026	12	K2,315,000.00	K1,999,744.12	86.38	86.38	16.80	16.80
ZM1000005943	14	02/10/2023	02/10/2038	24/04/2026		K67,000.00	K59,696.15	88.25	88.25	16.22	16.22
ZM1000007642	16.6	16/02/2026	16/02/2036	16/02/2026	10	K100,000,000.00	K101,088,623.30	98.04	98.04	17.00	17.00
ZM1000007642	16.6	16/02/2026	16/02/2036	23/04/2026	9	K100,000,000.00	K101,088,623.30	101.09	101.09	17.00	17.00
ZM1000004748	14	22/03/2021	22/03/2036	21/04/2026		K76,000.00	K64,054.97	84.28	84.28	17.68	17.68
ZM1000004748	14	22/03/2021	22/03/2036	21/04/2026	9	K76,000.00	K64,054.97	84.28	84.28	17.68	17.68
ZM1000005851	14	24/07/2023	24/07/2038	21/04/2026	12	K167,000.00	K135,675.73	81.24	81.24	18.65	18.65
ZM1000005851	14	24/07/2023	24/07/2038	26/03/2026		K167,000.00	K135,675.73	90.74	90.74	18.65	18.65
ZM1000004672	13	25/01/2021	25/01/2031	22/04/2026	4	K200,000,000.00	K191,059,726.02	95.53	95.53	15.30	15.30
ZM1000006735	21.5	25/11/2024	25/11/2031	24/04/2026		K846,028.00	K1,199,999.48	141.85	141.85	13.00	13.00
ZM1000007576	16.85	26/01/2026	26/01/2033	29/04/2026		K200,000,000.00	K213,886,975.34	102.65	102.65	16.17	16.17
ZM1000005810	13	26/06/2023	26/06/2033	21/04/2026		K51,000.00	K49,599.11	97.25	97.25	14.59	14.59
ZM1000005810	13	26/06/2023	26/06/2033	21/04/2026	7	K51,000.00	K49,599.11	97.25	97.25	14.59	14.59

Disclaimer: This content is prepared from information received by the Commission through third-party reports. The content is indicative and intended for informational purposes only and shall not in any way be deemed to be investment advice, guidance or recommendation of the SEC. Users are responsible for making investment decisions and are advised to obtain independent professional advice before acting on or using this information.