



SECURITIES AND EXCHANGE COMMISSION
Protecting Investors in the Capital Markets

Date

Thursday, 23 April 2026

K936.2M

Total Nominal Value

K906.4M

Total Market Value

27

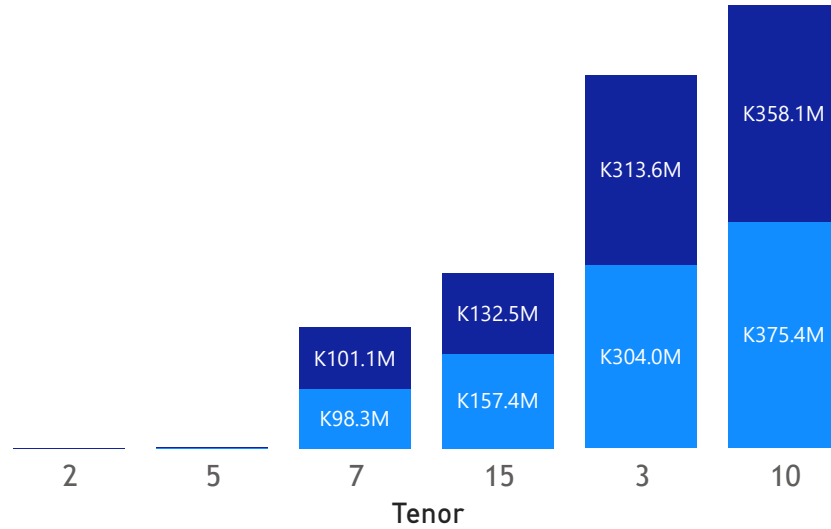
Number of Trades

GRZ Bonds Secondary Market Trade Summary Report

Consideration and Nominal Value

● Nominal Value ● Market Value

Nominal Value and Market Value



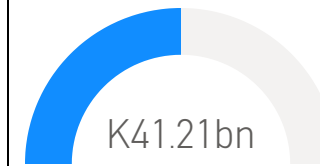
Range of Trade Prices (ZMW)*

Tenor	Min	Max
2	101.15	101.15
3	99.75	99.75
5	100.20	104.91
7	99.69	102.78
10	87.70	103.68
15	79.02	141.19

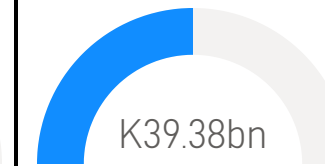
Range of Yields Rates*

Tenor	Min	Max
2	18.00	18.00
3	11.22	11.22
5	14.96	19.00
7	12.72	13.45
10	13.11	17.00
15	15.10	18.93

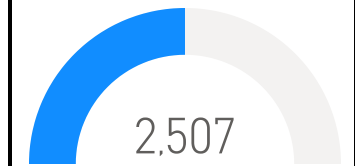
Market Value YTD



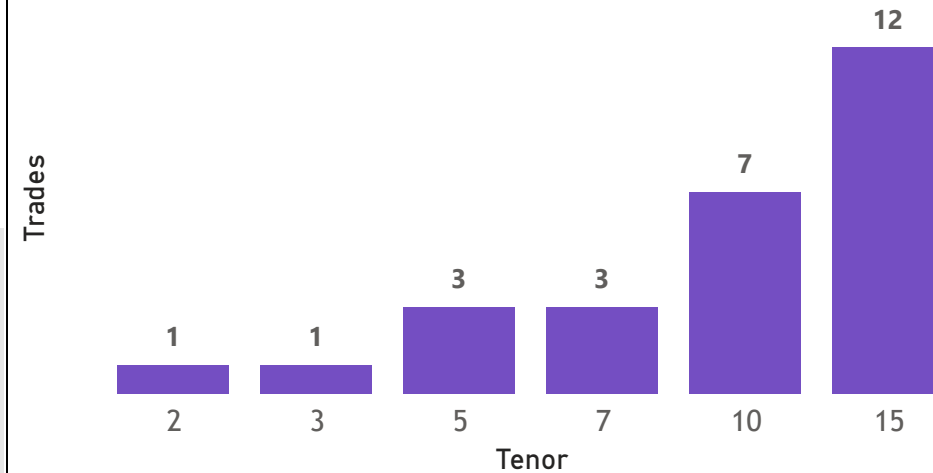
Nominal Value YTD



YTD trades



No. of Trades by Tenor



Primary Market March 2026 Auction

Tenor	Cut- Off Yield Rate	Coupon Rates	Range of Successful Yield Rates
3 Years	14.50	14.50	0.0000 – 14.5000
2 Years	14.25	14.25	10.0000 – 14.2500
10 Years	16.50	16.60	13.0000 – 16.5000
15 Years	17.50	17.50	7.0000 – 17.5000
7 Years	15.80	16.00	9.0000 – 15.8000

*Disclaimer: This content is prepared from information received by the Commission through third-party reports. The range of prices by tenor and range of yields by tenor are based on dealer submissions. The content is indicative and intended for informational purposes only and shall not in any way be deemed to be investment advice, guidance or recommendation of the SEC. Users are responsible for making investment decisions and are advised to obtain independent professional advice before acting on or using this information.

GRZ Bonds Secondary Market Trade Summary Report

ISIN Code	Coupon Rate	Issue Date	Maturity Date	Trade Date/ Valuation Date	Years To Maturity	Nominal Value	Market Value	Min Trade Price	Max Trade Price	Min Yield	Max Yield
ZM1000007642	16.6	16/02/2026	16/02/2036	23/04/2026		K50,000,000.00	K50,891,330.82	101.79	101.79	16.88	16.88
ZM1000007642	16.6	16/02/2026	16/02/2036	23/04/2026	9	K100,000,000.00	K101,923,154.62	98.60	98.88	17.00	17.00
ZM1000007659	17.59	16/02/2026	16/02/2041	16/02/2026	15	K5,000,000.00	K5,117,681.58	99.61	99.61	17.65	17.65
ZM1000007659	17.59	16/02/2026	16/02/2041	23/04/2026	14	K8,170,000.00	K8,409,990.28	99.76	99.76	17.62	17.62
ZM1000007261	18	18/08/2025	18/08/2030	23/04/2026	4	K40,000.00	K40,081.03	100.20	100.20	19.00	19.00
ZM1000004979	13	20/09/2021	20/09/2031	23/04/2026	5	K100,000,000.00	K89,501,357.53	88.08	88.08	16.40	16.40
ZM1000007188	15.5	21/07/2025	21/07/2027	23/04/2026	1	K15,000.00	K15,171.87	101.15	101.15	18.00	18.00
ZM1000005919	14	21/08/2023	21/08/2038	20/04/2026		K581,000.00	K459,118.55	79.02	79.02	18.93	18.93
ZM1000005919	14	21/08/2023	21/08/2038	20/04/2026	12	K581,000.00	K459,118.55	79.02	79.02	18.93	18.93
ZM1000005919	14	21/08/2023	21/08/2038	23/04/2026	12	K138,500,000.00	K113,457,209.77	79.35	79.35	18.00	18.00
ZM1000004748	14	22/03/2021	22/03/2036	23/04/2026	9	K1,802,996.00	K1,600,000.00	87.51	87.51	16.60	16.60
ZM1000002940	14	23/05/2016	23/05/2031	23/04/2026	5	K359,504.00	K355,794.00	93.18	93.18	16.00	16.00
ZM1000007444	16.49	24/11/2025	24/11/2030	24/11/2025	5	K980,000.00	K1,094,526.84	104.91	104.91	14.96	14.96
ZM1000004672	13	25/01/2021	25/01/2031	23/04/2026	4	K1,661,834.00	K1,600,000.00	93.15	93.14	15.05	15.05
ZM1000002700	14	26/05/2015	26/05/2030	23/04/2026	4	K500,000.00	K511,839.00	96.69	96.69	15.10	15.10
ZM1000005786	10	26/06/2023	26/06/2026	23/04/2026	0	K304,000,000.00	K313,553,079.23	99.75	99.75	11.22	11.22
ZM1000004136	12	26/08/2019	26/08/2026	11/08/2020	6	K342,000.00	K347,225.74	99.69	99.69	12.72	12.72
ZM1000006362	26.5	27/05/2024	27/05/2039	23/04/2026	13	K200,000.00	K303,723.00	141.19	141.19	18.15	18.15
ZM1000005091	13	27/12/2021	27/12/2031	23/04/2026	5	K121,000,000.00	K111,416,100.52	87.70	87.70	16.40	16.40
ZM1000004854	13	28/06/2021	28/06/2031	23/04/2026	5	K2,695,700.00	K2,794,864.02	103.68	103.68	13.11	13.11
ZM1000006693	23.49	28/10/2024	28/10/2039	28/10/2024	15	K260,272.00	K373,124.76	131.97	131.97	17.30	17.30
ZM1000005976	14	30/11/2023	30/11/2038	23/04/2026	12	K1,491,000.00	K1,499,819.69	100.59	100.59	15.10	15.10

Disclaimer: This content is prepared from information received by the Commission through third-party reports. The content is indicative and intended for informational purposes only and shall not in any way be deemed to be investment advice, guidance or recommendation of the SEC. Users are responsible for making investment decisions and are advised to obtain independent professional advice before acting on or using this information.