



SECURITIES AND EXCHANGE COMMISSION  
Protecting Investors in the Capital Markets

Date

Friday, 22 May 2026

**K3.6M**

Total Nominal Value

**K3.5M**

Total Market Value

**13**

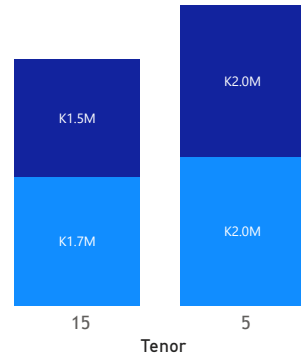
Number of Trades

# GRZ Bonds Secondary Market Trade Summary Report

## Consideration and Nominal Value

● Nominal Value ● Market Value

Nominal Value and Market Value



## Range of Trade Prices (ZMW)\*

Tenor	Min	Max
5	101.50	101.50
15	81.10	157.12

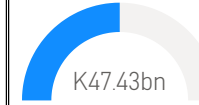
## Range of Yields Rates\*

Tenor	Min	Max
5	14.00	14.00
15	17.00	20.00

## Market Value YTD



## Nominal Value YTD

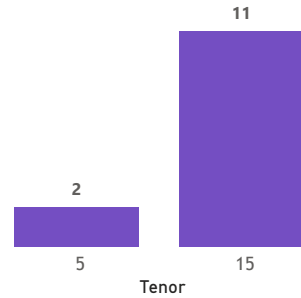


## YTD trades



## No. of Trades by Tenor

Trades



## Primary Market April 2026 Auction

Tenor	Cut- Off Yield Rate	Coupon Rates	Range of Successful Yield Rates
3 Years	14.50	14.50	0.0000 – 14.5000
2 Years	14.25	14.25	10.0000 – 14.2500
10 Years	16.50	16.60	13.0000 – 16.5000
15 Years	17.50	17.50	7.0000 – 17.5000
7 Years	15.80	16.00	9.0000 – 15.8000

\*Disclaimer: This content is prepared from information received by the Commission through third-party reports. The range of prices by tenor and range of yields by tenor are based on dealer submissions. The content is indicative and intended for informational purposes only and shall not in any way be deemed to be investment advice, guidance or recommendation of the SEC. Users are responsible for making investment decisions and are advised to obtain independent professional advice before acting on or using this information.

# GRZ Bonds Secondary Market Trade Summary Report

ISIN Code	Coupon Rate	Issue Date	Maturity Date	Trade Date/ Valuation Date	Years To Maturity	Nominal Value	Market Value	Min Trade Price	Max Trade Price	Min Yield	Max Yield
ZM1000006636	27.75	01/10/2024	01/10/2039	22/05/2026	13	K101,036.00	K148,726.14	139.57	157.12	17.38	20.00
ZM1000005919	14	21/08/2023	21/08/2038	22/05/2026	12	K1,322,650.00	K1,160,006.10	87.63	88.11	17.00	17.11
ZM1000006818	23.5	23/12/2024	23/12/2039	22/05/2026	13	K23,854.00	K29,999.18	125.79	125.79	20.00	20.00
ZM1000006065	14	26/12/2023	26/12/2038	22/05/2026	12	K240,556.00	K209,218.03	81.10	81.10	17.80	17.80
ZM1000005315	11	27/06/2022	27/06/2027	22/05/2026	1	K1,950,730.00	K2,000,002.46	101.50	101.50	14.00	14.00