



SECURITIES AND EXCHANGE COMMISSION
Protecting Investors in the Capital Markets

Date

< Wednesday, 22 April 2026 >

K644.2M

Total Nominal Value

K672.1M

Total Market Value

40

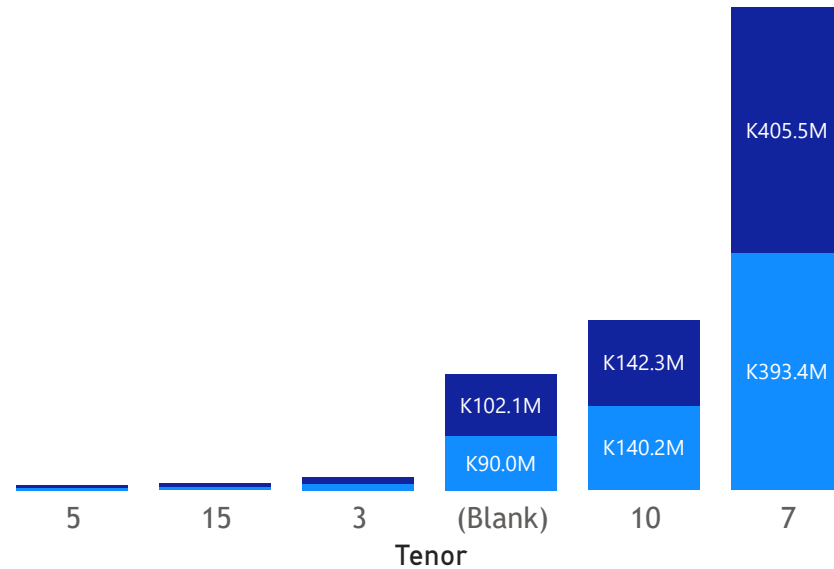
Number of Trades

GRZ Bonds Secondary Market Trade Summary Report

Consideration and Nominal Value

● Nominal Value ● Market Value

Nominal Value and Market Value



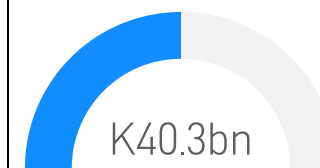
Range of Trade Prices (ZMW)*

Tenor	Min	Max
3	114.33	114.33
5	112.84	119.36
7	99.32	141.85
10	83.66	101.93
15	78.94	173.04

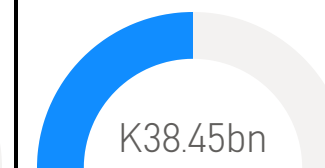
Range of Yields Rates*

Tenor	Min	Max
	14.00	14.00
3	14.00	14.00
5	17.00	18.44
7	13.00	13.45
10	16.85	18.20
15	15.12	18.94

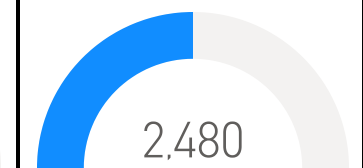
Market Value YTD



Nominal Value YTD

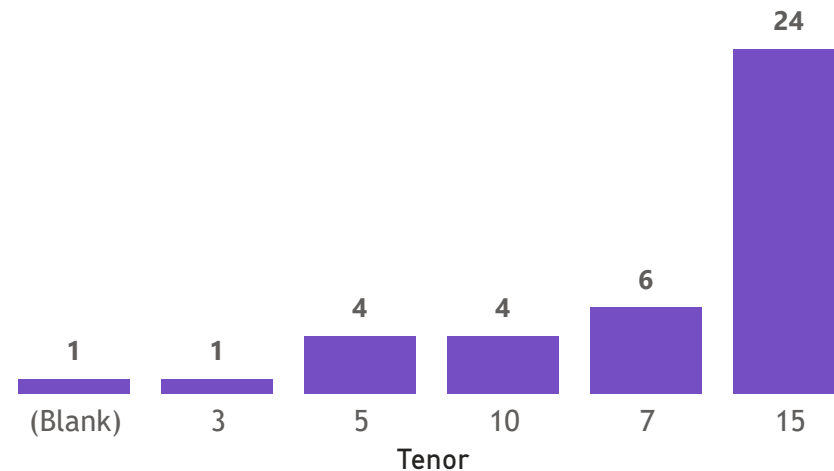


YTD trades



No. of Trades by Tenor

Trades



Primary Market March 2026 Auction

Tenor	Cut- Off Yield Rate	Coupon Rates	Range of Successful Yield Rates
3 Years	14.50	14.50	0.0000 – 14.5000
2 Years	14.25	14.25	10.0000 – 14.2500
10 Years	16.50	16.60	13.0000 – 16.5000
15 Years	17.50	17.50	7.0000 – 17.5000
7 Years	15.80	16.00	9.0000 – 15.8000

*Disclaimer: This content is prepared from information received by the Commission through third-party reports. The range of prices by tenor and range of yields by tenor are based on dealer submissions. The content is indicative and intended for informational purposes only and shall not in any way be deemed to be investment advice, guidance or recommendation of the SEC. Users are responsible for making investment decisions and are advised to obtain independent professional advice before acting on or using this information.

GRZ Bonds Secondary Market Trade Summary Report

ISIN Code	Coupon Rate	Issue Date	Maturity Date	Trade Date/ Valuation Date	Years To Maturity	Nominal Value	Market Value	Min Trade Price	Max Trade Price	Min Yield	Max Yield
ZM1000006838				22/04/2026		K90,000,000.00	K102,126,809.54	108.17	108.17	14.00	14.00
ZM1000004383	14	01/06/2020	01/06/2035	01/04/2026	9	K107,000.00	K99,928.36	93.39	93.39	16.40	16.40
ZM1000004383	14	01/06/2020	01/06/2035	17/04/2026		K863,000.00	K856,309.33	88.06	99.96	15.12	17.93
ZM1000004383	14	01/06/2020	01/06/2035	17/04/2026	9	K863,000.00	K856,309.33	88.06	99.96	15.12	17.93
ZM1000006545	23.5	02/09/2024	02/09/2029	22/04/2026		K485,774.00	K580,002.22	119.36	119.36	17.00	17.00
ZM1000005257	14	03/05/2022	03/05/2037	02/04/2026	11	K1,633,000.00	K1,499,558.17	91.83	91.83	16.80	16.80
ZM1000007642	16.6	16/02/2026	16/02/2036	17/04/2026		K40,000,000.00	K40,214,545.75	100.54	100.54	17.10	17.10
ZM1000007642	16.6	16/02/2026	16/02/2036	22/04/2026		K100,000,000.00	K101,922,961.64	101.93	101.93	16.85	16.85
ZM1000006834	19.95	20/01/2025	20/01/2028	22/04/2026	1	K10,000,000.00	K11,347,423.28	114.33	114.33	14.00	14.00
ZM1000005919	14	21/08/2023	21/08/2038	10/04/2026	12	K65,000.00	K53,426.29	82.19	82.19	18.00	18.00
ZM1000005919	14	21/08/2023	21/08/2038	17/04/2026		K57,000.00	K44,998.63	78.95	78.94	18.94	18.94
ZM1000005919	14	21/08/2023	21/08/2038	17/04/2026	12	K57,000.00	K44,998.63	78.94	78.94	18.94	18.94
ZM1000005919	14	21/08/2023	21/08/2038	22/04/2026		K725,520.00	K600,008.14	82.67	82.67	18.00	18.00
ZM1000004748	14	22/03/2021	22/03/2036	17/04/2026		K56,000.00	K46,271.48	82.63	82.63	18.08	18.08
ZM1000004748	14	22/03/2021	22/03/2036	17/04/2026	9	K56,000.00	K46,271.48	82.63	82.63	18.08	18.08
ZM1000006511	27.25	22/07/2024	22/07/2039	01/04/2026	13	K173,000.00	K299,355.00	173.04	173.04	15.20	15.20
ZM1000005224	14	23/03/2022	23/03/2037	22/04/2026		K502,950.00	K440,001.20	87.48	87.48	16.76	16.76
ZM1000006784	20.8	23/12/2024	23/12/2029	17/04/2026		K1,843,000.00	K2,079,586.94	112.84	112.84	18.44	18.44
ZM1000006784	20.8	23/12/2024	23/12/2029	17/04/2026	3	K1,843,000.00	K2,079,586.94	112.84	112.84	18.44	18.44
ZM1000004680	14	25/01/2021	25/01/2036	17/04/2026		K52,000.00	K44,185.43	84.97	84.97	18.05	18.05
ZM1000004680	14	25/01/2021	25/01/2036	17/04/2026	9	K52,000.00	K44,185.43	84.97	84.97	18.05	18.05
ZM1000006735	21.5	25/11/2024	25/11/2031	22/04/2026		K1,410,048.00	K2,000,001.04	141.85	141.85	13.00	13.00

Disclaimer: This content is prepared from information received by the Commission through third-party reports. The content is indicative and intended for informational purposes only and shall not in any way be deemed to be investment advice, guidance or recommendation of the SEC. Users are responsible for making investment decisions and are advised to obtain independent professional advice before acting on or using this information.