



SECURITIES AND EXCHANGE COMMISSION
Protecting Investors in the Capital Markets

Date

Thursday, 21 May 2026

K60.4M

Total Nominal Value

K62.5M

Total Market Value

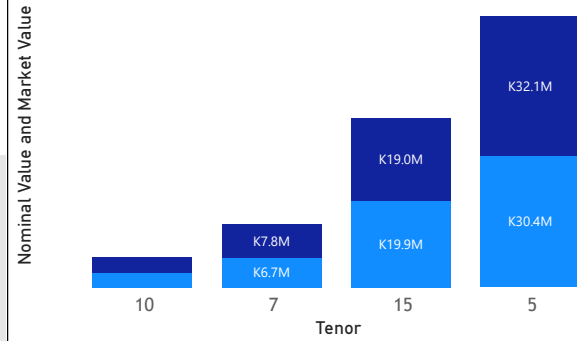
29

Number of Trades

GRZ Bonds Secondary Market Trade Summary Report

Consideration and Nominal Value

● Nominal Value ● Market Value



Range of Trade Prices (ZMW)*

Tenor	Min	Max
5	92.22	105.93
7	92.12	120.72
10	94.71	103.15
15	83.22	132.11

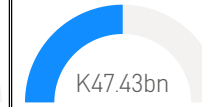
Range of Yields Rates*

Tenor	Min	Max
5	12.00	20.10
7	14.35	20.50
10	14.00	18.50
15	15.00	22.20

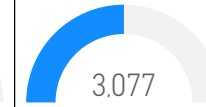
Market Value YTD



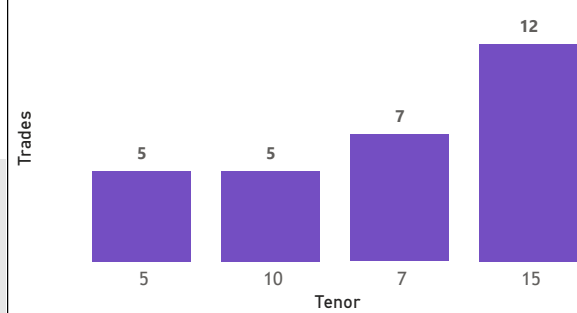
Nominal Value YTD



YTD trades



No. of Trades by Tenor



Primary Market April 2026 Auction

Tenor	Cut-Off Yield Rate	Coupon Rates	Range of Successful Yield Rates
3 Years	14.50	14.50	0.0000 – 14.5000
2 Years	14.25	14.25	10.0000 – 14.2500
10 Years	16.50	16.60	13.0000 – 16.5000
15 Years	17.50	17.50	7.0000 – 17.5000
7 Years	15.80	16.00	9.0000 – 15.8000

*Disclaimer: This content is prepared from information received by the Commission through third-party reports. The range of prices by tenor and range of yields by tenor are based on dealer submissions. The content is indicative and intended for informational purposes only and shall not in any way be deemed to be investment advice, guidance or recommendation of the SEC. Users are responsible for making investment decisions and are advised to obtain independent professional advice before acting on or using this information.



GRZ Bonds Secondary Market Trade Summary Report

ISIN Code	Coupon Rate	Issue Date	Maturity Date	Trade Date/ Valuation Date	Years To Maturity	Nominal Value	Market Value	Min Trade Price	Max Trade Price	Min Yield	Max Yield
ZM1000004383	14	01/06/2020	01/06/2035	21/05/2026	9	K9,421,210.00	K8,974,083.25	88.47	88.47	16.50	16.50
ZM1000006578	28.35	02/09/2024	02/09/2039	21/05/2026	13	K5,000.00	K6,605.73	132.11	132.11	22.10	22.10
ZM1000005935	12	02/10/2023	02/10/2030	21/05/2026	4	K84,000.00	K77,384.16	92.12	92.12	15.00	15.00
ZM1000005679	11	04/03/2023	04/03/2028	21/05/2026	1	K147,000.00	K141,692.86	96.39	96.39	14.10	14.10
ZM1000003294	14	04/09/2017	04/09/2032	21/05/2026	6	K800,000.00	K752,751.68	90.91	90.91	16.00	16.00
ZM1000006974	19.99	17/03/2025	17/03/2032	21/05/2026	5	K100,000.00	K117,272.48	113.44	113.44	16.00	16.00
ZM1000006990	21.8	17/03/2025	17/03/2040	21/05/2026	13	K80,000.00	K81,633.03	102.04	102.04	22.20	22.20
ZM1000003997	13	17/12/2018	17/12/2028	19/05/2026	2	K2,582,000.00	K2,650,793.47	102.66	102.66	14.35	14.35
ZM1000003351	13	18/12/2017	18/12/2027	21/05/2026	1	K70,000.00	K72,101.97	97.34	97.34	15.00	15.00
ZM1000006859	21.5	20/01/2025	20/01/2032	21/05/2026	5	K3,436,000.00	K4,405,016.52	120.72	120.72	15.80	15.80
ZM1000006875	23.25	20/01/2025	20/01/2040	21/05/2026	13	K20,000.00	K22,406.55	112.03	112.03	22.20	22.20
ZM1000005166	14	21/02/2022	21/02/2037	21/05/2026	10	K111,000.00	K96,420.30	83.22	83.22	17.50	17.50
ZM1000005919	14	21/08/2023	21/08/2038	20/05/2026	12	K2,500,000.00	K2,174,447.47	86.98	86.98	17.25	17.25
ZM1000004748	14	22/03/2021	22/03/2036	21/05/2026	9	K3,226,534.00	K2,863,479.57	86.25	86.25	16.90	16.90
ZM1000005190	11	23/03/2022	23/03/2027	21/05/2026	0	K70,000.00	K70,632.04	100.90	100.90	12.00	12.00
ZM1000007154	18.49	23/06/2025	23/06/2032	21/05/2026	6	K273,815.00	K316,012.96	107.61	107.61	16.00	16.00
ZM1000001967	14	26/11/2012	23/11/2027	21/05/2026	1	K70,000.00	K69,213.48	98.76	98.76	15.00	15.00
ZM1000006818	23.5	23/12/2024	23/12/2039	21/05/2026	13	K110,000.00	K138,265.55	125.70	125.70	20.00	20.00
ZM1000004672	13	25/01/2021	25/01/2031	21/05/2026	4	K100,000.00	K98,836.71	94.71	94.71	14.58	14.58
ZM1000006735	21.5	25/11/2024	25/11/2031	21/05/2026	5	K130,000.00	K155,339.27	119.43	119.43	16.00	16.00
ZM1000007568	16.1	26/01/2026	26/01/2031	21/05/2026	4	K30,000,000.00	K31,772,958.08	105.93	105.93	15.90	15.90
ZM1000006065	14	26/12/2023	26/12/2038	21/05/2026	12	K44,000.00	K39,438.61	89.63	89.63	17.10	17.10

Disclaimer: This content is prepared from information received by the Commission through third-party reports. The content is indicative and intended for informational purposes only and shall not in any way be deemed to be investment advice, guidance or recommendation of the SEC. Users are responsible for making investment decisions and are advised to obtain independent professional advice before acting on or using this information.