



SECURITIES AND EXCHANGE COMMISSION
Protecting Investors in the Capital Markets

Date

Tuesday, 19 May 2026

K87.3M

Total Nominal Value

K93.0M

Total Market Value

20

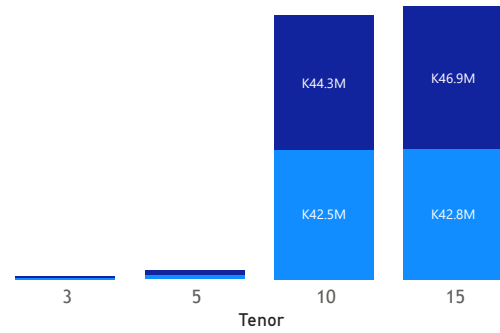
Number of Trades

GRZ Bonds Secondary Market Trade Summary Report

Consideration and Nominal Value

● Nominal Value ● Market Value

Nominal Value and Market Value



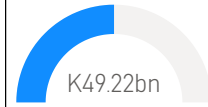
Range of Trade Prices (ZMW)*

Tenor	Min	Max
3	100.44	100.44
5	89.99	89.99
10	91.31	104.68
15	84.20	156.24

Range of Yields Rates*

Tenor	Min	Max
3	17.63	17.63
5	18.00	18.00
10	14.00	16.50
15	16.50	18.00

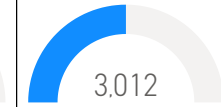
Market Value YTD



Nominal Value YTD

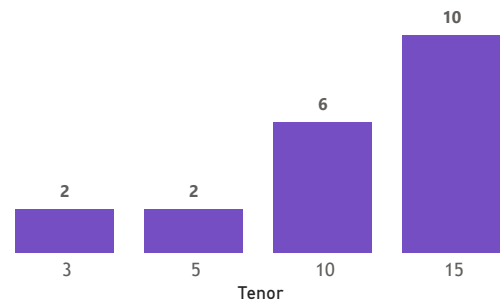


YTD trades



No. of Trades by Tenor

Trades



Primary Market April 2026 Auction

Tenor	Cut- Off Yield Rate	Coupon Rates	Range of Successful Yield Rates
3 Years	14.50	14.50	0.0000 – 14.5000
2 Years	14.25	14.25	10.0000 – 14.2500
10 Years	16.50	16.60	13.0000 – 16.5000
15 Years	17.50	17.50	7.0000 – 17.5000
7 Years	15.80	16.00	9.0000 – 15.8000

*Disclaimer: This content is prepared from information received by the Commission through third-party reports. The range of prices by tenor and range of yields by tenor are based on dealer submissions. The content is indicative and intended for informational purposes only and shall not in any way be deemed to be investment advice, guidance or recommendation of the SEC. Users are responsible for making investment decisions and are advised to obtain independent professional advice before acting on or using this information.



GRZ Bonds Secondary Market Trade Summary Report

ISIN Code	Coupon Rate	Issue Date	Maturity Date	Trade Date/ Valuation Date	Years To Maturity	Nominal Value	Market Value	Min Trade Price	Max Trade Price	Min Yield	Max Yield
ZM1000006248	26.5	02/04/2024	02/04/2039	19/05/2026	12	K1,755,996.00	K2,582,939.02	145.52	156.24	16.50	18.00
ZM1000005877	10	02/10/2023	02/10/2026	19/05/2026	0	K448,198.00	K449,998.24	100.44	100.44	17.63	17.63
ZM1000007642	16.6	16/02/2026	16/02/2036	19/05/2026	9	K40,000,000.00	K41,867,467.40	100.39	104.68	16.50	16.50
ZM1000004979	13	20/09/2021	20/09/2031	19/05/2026	5	K1,207,450.00	K1,102,653.22	91.31	91.31	16.10	16.10
ZM1000005919	14	21/08/2023	21/08/2038	19/05/2026	12	K942,310.00	K793,550.34	84.20	84.20	17.90	17.90
ZM1000005885	11	21/08/2023	24/07/2028	19/05/2026	2	K1,550,000.00	K1,395,246.72	89.99	89.99	18.00	18.00
ZM1000007410	18.99	27/10/2025	27/10/2040	19/05/2026	14	K40,000,000.00	K43,362,783.02	107.16	108.41	17.60	17.60
ZM1000005109	14	27/12/2021	27/12/2036	19/05/2026	10	K144,920.00	K131,863.36	90.93	90.93	17.00	17.00
ZM1000002999	13	29/08/2016	29/08/2026	19/05/2026	0	K1,270,960.00	K1,302,392.30	102.49	102.49	14.00	14.00

Disclaimer: This content is prepared from information received by the Commission through third-party reports. The content is indicative and intended for informational purposes only and shall not in any way be deemed to be investment advice, guidance or recommendation of the SEC. Users are responsible for making investment decisions and are advised to obtain independent professional advice before acting on or using this information.