



SECURITIES AND EXCHANGE COMMISSION  
Protecting Investors in the Capital Markets

Date

< Monday, 18 May 2026 >

**K110.3M**

Total Nominal Value

**K112.8M**

Total Market Value

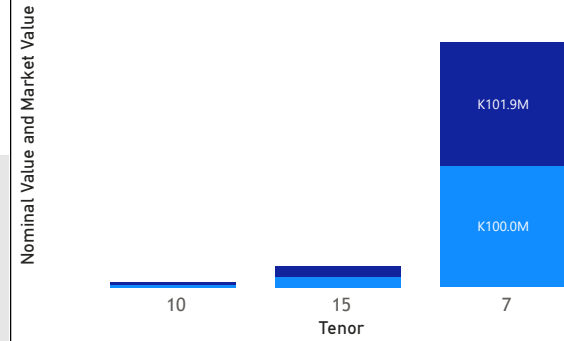
**38**

Number of Trades

# GRZ Bonds Secondary Market Trade Summary Report

## Consideration and Nominal Value

● Nominal Value ● Market Value



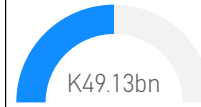
## Range of Trade Prices (ZMW)\*

Tenor	Min	Max
7	101.92	101.92
10	90.41	139.13
15	80.54	147.66

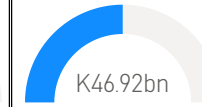
## Range of Yields Rates\*

Tenor	Min	Max
7	16.50	16.50
10	14.30	16.00
15	14.30	18.79

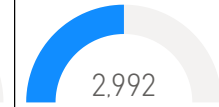
## Market Value YTD



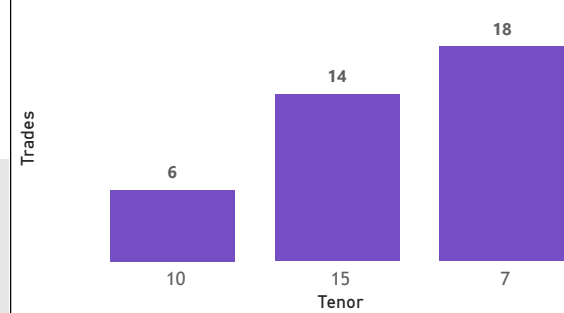
## Nominal Value YTD



## YTD trades



## No. of Trades by Tenor



## Primary Market April 2026 Auction

Tenor	Cut- Off Yield Rate	Coupon Rates	Range of Successful Yield Rates
3 Years	14.50	14.50	0.0000 – 14.5000
2 Years	14.25	14.25	10.0000 – 14.2500
10 Years	16.50	16.60	13.0000 – 16.5000
15 Years	17.50	17.50	7.0000 – 17.5000
7 Years	15.80	16.00	9.0000 – 15.8000

\*Disclaimer: This content is prepared from information received by the Commission through third-party reports. The range of prices by tenor and range of yields by tenor are based on dealer submissions. The content is indicative and intended for informational purposes only and shall not in any way be deemed to be investment advice, guidance or recommendation of the SEC. Users are responsible for making investment decisions and are advised to obtain independent professional advice before acting on or using this information.



# GRZ Bonds Secondary Market Trade Summary Report

ISIN Code	Coupon Rate	Issue Date	Maturity Date	Trade Date/ Valuation Date	Years To Maturity	Nominal Value	Market Value	Min Trade Price	Max Trade Price	Min Yield	Max Yield
ZM1000003252	14	05/07/2017	07/05/2032	18/05/2026	6	K384,572.00	K399,998.30	103.97	103.97	14.30	14.30
ZM1000007634	16	16/02/2026	16/02/2033	15/05/2026	6	K100,000,000.00	K101,916,541.14	101.92	101.92	16.50	16.50
ZM1000006982	21.48	17/03/2025	17/03/2035	18/05/2026	9	K285,418.00	K397,199.84	139.13	139.13	14.30	14.30
ZM1000005901	13	21/08/2023	21/08/2033	18/05/2026	7	K1,327,200.00	K1,200,005.54	90.41	90.41	16.00	16.00
ZM1000005919	14	21/08/2023	21/08/2038	13/05/2026	12	K646,000.00	K520,306.04	80.54	80.54	18.79	18.79
ZM1000005919	14	21/08/2023	21/08/2038	18/05/2026	12	K2,409,880.00	K2,143,147.26	83.78	97.58	15.05	17.20
ZM1000003062	14	21/11/2016	21/11/2031	13/05/2026	5	K2,892,000.00	K2,999,888.86	103.73	103.73	14.84	14.84
ZM1000006123	26.5	22/01/2024	22/01/2039	22/01/2024	15	K1,600,000.00	K2,497,317.08	147.66	147.66	17.15	17.15
ZM1000005851	14	24/07/2023	24/07/2038	18/05/2026	12	K224,240.00	K200,002.52	89.20	89.20	17.00	17.00
ZM1000005331	13	27/06/2022	27/06/2032	18/05/2026	6	K400,062.00	K399,999.58	99.93	99.93	14.30	14.30
ZM1000006032	14	27/11/2023	27/11/2038	19/05/2026	12	K108,000.00	K99,042.72	85.07	85.07	16.90	16.90

Disclaimer: This content is prepared from information received by the Commission through third-party reports. The content is indicative and intended for informational purposes only and shall not in any way be deemed to be investment advice, guidance or recommendation of the SEC. Users are responsible for making investment decisions and are advised to obtain independent professional advice before acting on or using this information.