



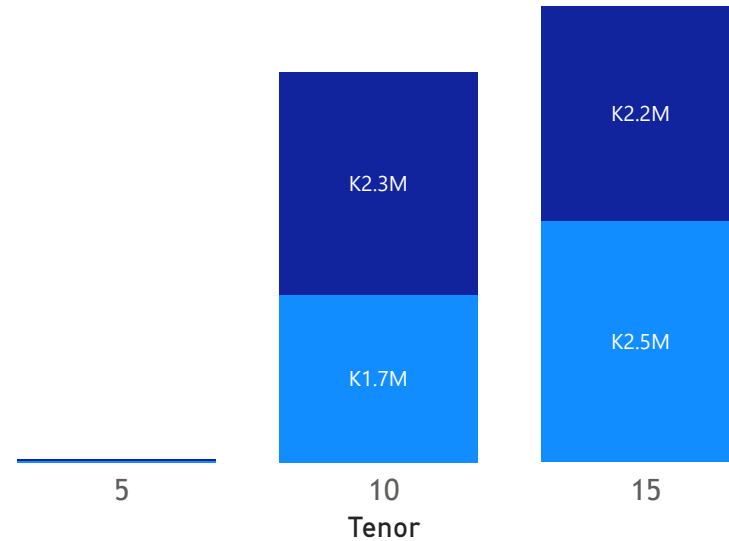
SECURITIES AND EXCHANGE COMMISSION
Protecting Investors in the Capital Markets

GRZ Bonds Secondary Market Trade Summary Report

Consideration and Nominal Value

● Nominal Value ● Market Value

Nominal Value and Market Value



Range of Trade Prices (ZMW)*

Tenor	Min	Max
5	98.52	98.52
10	100.27	133.80
15	79.96	157.41

Range of Yields Rates*

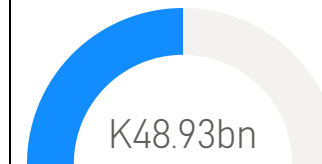
Tenor	Min	Max
5	20.00	20.00
10	15.25	23.81
15	16.07	20.00

Date

Thursday, 14 May 2026

K4.2M
Total Nominal Value

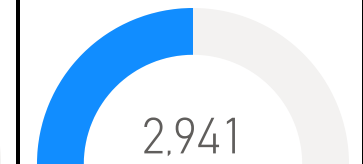
Market Value YTD



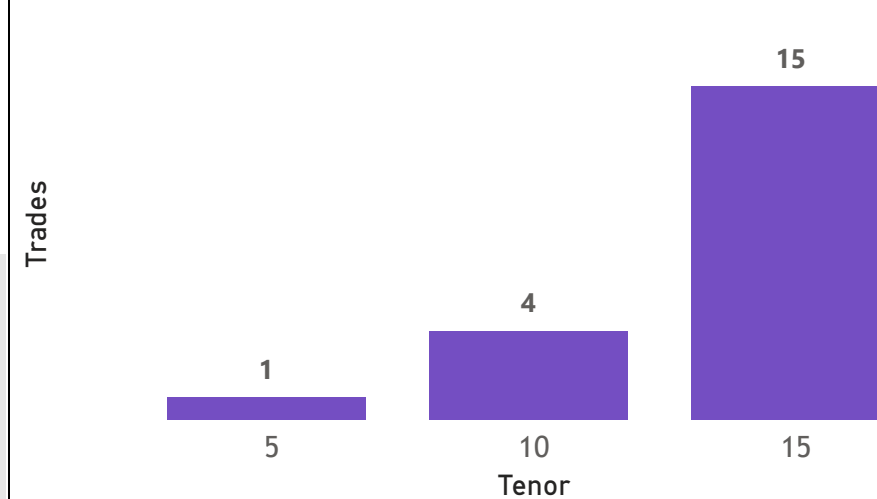
Nominal Value YTD



YTD trades



No. of Trades by Tenor



Primary Market April 2026 Auction

Tenor	Cut- Off Yield Rate	Coupon Rates	Range of Successful Yield Rates
3 Years	14.50	14.50	0.0000 – 14.5000
2 Years	14.25	14.25	10.0000 – 14.2500
10 Years	16.50	16.60	13.0000 – 16.5000
15 Years	17.50	17.50	7.0000 – 17.5000
7 Years	15.80	16.00	9.0000 – 15.8000

K4.5M
Total Market Value

20
Number of Trades

*Disclaimer: This content is prepared from information received by the Commission through third-party reports. The range of prices by tenor and range of yields by tenor are based on dealer submissions. The content is indicative and intended for informational purposes only and shall not in any way be deemed to be investment advice, guidance or recommendation of the SEC. Users are responsible for making investment decisions and are advised to obtain independent professional advice before acting on or using this information.



GRZ Bonds Secondary Market Trade Summary Report

ISIN Code	Coupon Rate	Issue Date	Maturity Date	Trade Date/ Valuation Date	Years To Maturity	Nominal Value	Market Value	Min Trade Price	Max Trade Price	Min Yield	Max Yield
ZM1000004383	14	01/06/2020	01/06/2035	14/05/2026	9	K554,520.00	K491,175.74	85.05	94.32	16.60	19.00
ZM1000006636	27.75	01/10/2024	01/10/2039	14/05/2026	13	K43,732.00	K68,730.20	157.41	157.41	17.30	17.30
ZM1000005018	14	01/11/2021	01/11/2036	14/05/2026	10	K55,700.00	K50,221.85	89.67	89.67	16.07	16.07
ZM1000003112	13	05/12/2016	05/12/2026	05/12/2026	0	K61,000.00	K61,164.65	100.27	100.27	23.81	23.81
ZM1000007261	18	18/08/2025	18/08/2030	14/05/2026	4	K15,000.00	K14,778.11	98.52	98.52	20.00	20.00
ZM1000006867	22.5	20/01/2025	20/01/2035	20/01/2025	10	K1,000,000.00	K1,340,622.54	127.10	127.10	16.50	16.50
ZM1000005919	14	21/08/2023	21/08/2038	05/12/2026	11	K518,000.00	K414,208.36	79.96	79.96	18.90	18.90
ZM1000005919	14	21/08/2023	21/08/2038	14/05/2026	12	K600,000.00	K522,471.78	87.07	87.07	17.20	17.20
ZM1000005224	14	23/03/2022	23/03/2037	14/05/2026	10	K458,080.00	K400,001.76	87.31	87.31	17.00	17.00
ZM1000006818	23.5	23/12/2024	23/12/2039	14/05/2026	13	K55,894.00	K70,000.10	125.26	125.26	20.00	20.00
ZM1000006685	22.5	28/10/2024	28/10/2034	14/05/2026	8	K667,729.00	K900,000.00	133.80	133.80	15.25	15.25
ZM1000005521	14	28/11/2022	28/11/2037	14/05/2026	11	K216,070.00	K200,007.44	92.63	92.63	16.75	16.75

Disclaimer: This content is prepared from information received by the Commission through third-party reports. The content is indicative and intended for informational purposes only and shall not in any way be deemed to be investment advice, guidance or recommendation of the SEC. Users are responsible for making investment decisions and are advised to obtain independent professional advice before acting on or using this information.