



**SECURITIES AND EXCHANGE COMMISSION**  
Protecting Investors in the Capital Markets

Date

< Wednesday, 13 May 2026 >

**K587.9M**

Total Nominal Value

**K623.8M**

Total Market Value

**31**

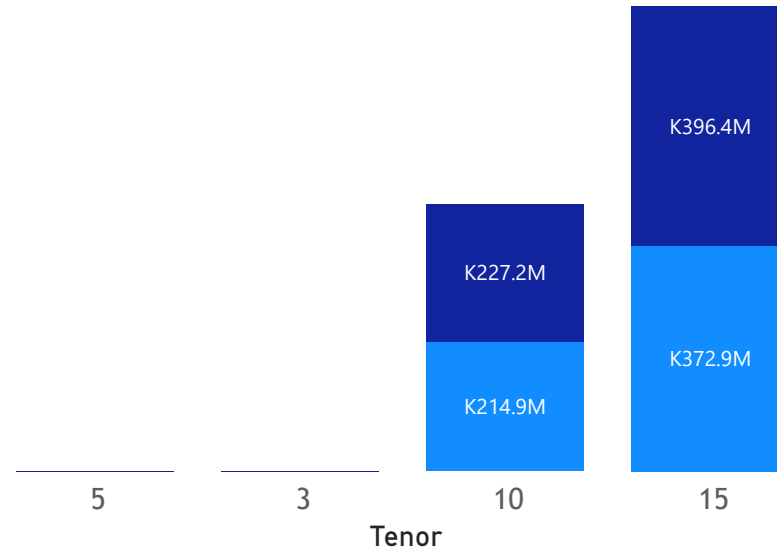
Number of Trades

# GRZ Bonds Secondary Market Trade Summary Report

## Consideration and Nominal Value

● Nominal Value ● Market Value

Nominal Value and Market Value



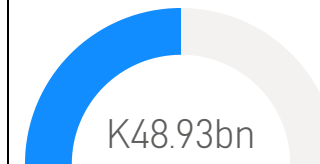
## Range of Trade Prices (ZMW)\*

Tenor	Min	Max
3	100.53	100.53
5	91.18	111.55
10	82.82	107.57
15	78.22	111.40

## Range of Yields Rates\*

Tenor	Min	Max
3	16.55	16.55
5	15.73	16.48
10	16.00	23.00
15	17.10	19.07

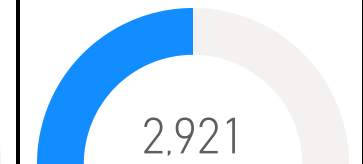
## Market Value YTD



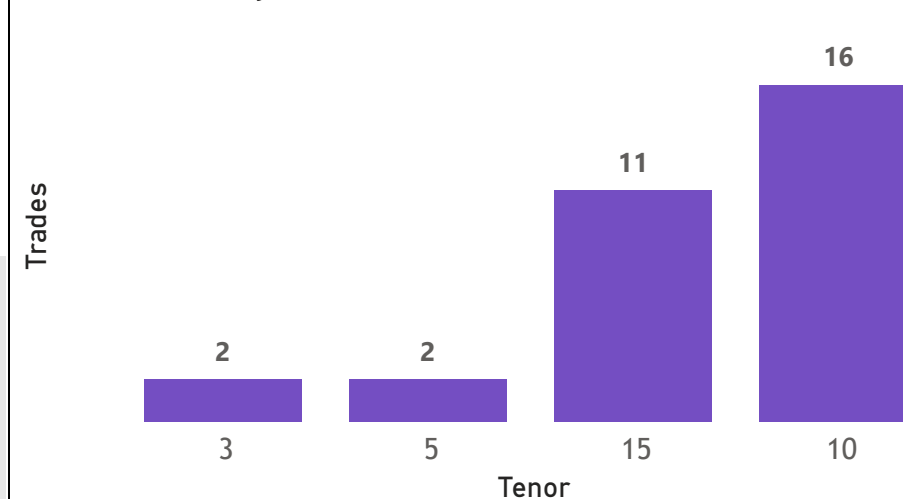
## Nominal Value YTD



## YTD trades



## No. of Trades by Tenor



## Primary Market March 2026 Auction

Tenor	Cut- Off Yield Rate	Coupon Rates	Range of Successful Yield Rates
3 Years	14.50	14.50	0.0000 – 14.5000
2 Years	14.25	14.25	10.0000 – 14.2500
10 Years	16.50	16.60	13.0000 – 16.5000
15 Years	17.50	17.50	7.0000 – 17.5000
7 Years	15.80	16.00	9.0000 – 15.8000

\*Disclaimer: This content is prepared from information received by the Commission through third-party reports. The range of prices by tenor and range of yields by tenor are based on dealer submissions. The content is indicative and intended for informational purposes only and shall not in any way be deemed to be investment advice, guidance or recommendation of the SEC. Users are responsible for making investment decisions and are advised to obtain independent professional advice before acting on or using this information.

# GRZ Bonds Secondary Market Trade Summary Report

ISIN Code	Coupon Rate	Issue Date	Maturity Date	Trade Date/ Valuation Date	Years To Maturity	Nominal Value	Market Value	Min Trade Price	Max Trade Price	Min Yield	Max Yield
ZM1000004383	14	01/06/2020	01/06/2035	11/05/2026	9	K20,000,000.00	K18,439,170.96	92.20	92.20	17.10	17.10
ZM1000003112	13	05/12/2016	05/12/2026	05/08/2026	0	K62,000.00	K62,369.41	100.60	100.60	23.00	23.00
ZM1000003112	13	05/12/2016	05/12/2026	08/05/2026	0	K62,000.00	K62,369.41	100.60	100.60	23.00	23.00
ZM1000007642	16.6	16/02/2026	16/02/2036	13/05/2026	9	K110,100,000.00	K115,502,297.00	100.63	104.84	16.00	16.45
ZM1000007659	17.59	16/02/2026	16/02/2041	08/05/2026	14	K76,000,000.00	K80,374,947.29	105.76	105.76	17.25	17.25
ZM1000007659	17.59	16/02/2026	16/02/2041	13/05/2026	14	K100,000,000.00	K105,098,784.93	105.11	105.11	17.40	17.40
ZM1000007659	17.59	16/02/2026	16/02/2041	16/02/2026	15	K76,000,000.00	K80,374,947.29	101.71	101.71	17.25	17.25
ZM1000003997	13	17/12/2018	17/12/2028	05/08/2026	2	K249,000.00	K237,316.71	95.31	95.31	17.92	17.92
ZM1000003997	13	17/12/2018	17/12/2028	08/05/2026	2	K249,000.00	K237,316.71	95.31	95.31	17.92	17.92
ZM1000004979	13	20/09/2021	20/09/2031	05/08/2026	5	K1,018,200.00	K873,311.04	85.77	85.77	17.78	17.78
ZM1000004979	13	20/09/2021	20/09/2031	08/05/2026	5	K1,018,200.00	K873,311.04	85.77	85.77	17.78	17.78
ZM1000005901	13	21/08/2023	21/08/2033	05/08/2026	7	K182,000.00	K150,738.83	82.82	82.82	18.04	18.04
ZM1000005901	13	21/08/2023	21/08/2033	08/05/2026	7	K182,000.00	K150,738.83	82.82	82.82	18.04	18.04
ZM1000005919	14	21/08/2023	21/08/2038	05/08/2026	12	K170,000.00	K134,775.40	79.28	79.28	19.07	19.07
ZM1000005919	14	21/08/2023	21/08/2038	08/05/2026	12	K170,000.00	K134,775.40	79.28	79.28	19.07	19.07
ZM1000006099	22	22/01/2024	22/01/2029	13/05/2026	2	K30,000.00	K35,471.88	111.55	111.55	16.48	16.48
ZM1000005216	13	23/03/2022	23/03/2032	13/05/2026	5	K1,521,444.00	K1,280,548.76	84.16	84.16	18.00	18.00
ZM1000005885	11	21/08/2023	24/07/2028	13/05/2026	2	K31,000.00	K29,024.06	91.18	91.18	15.73	15.73
ZM1000007584	17.19	26/01/2026	26/01/2036	13/05/2026	9	K100,000,000.00	K107,558,856.16	107.57	107.57	16.65	16.65
ZM1000007592	18.79	26/01/2026	26/01/2041	13/05/2026	14	K100,000,000.00	K111,384,780.82	111.40	111.40	17.65	17.65
ZM1000005810	13	26/06/2023	26/06/2033	05/08/2026	6	K118,000.00	K100,437.90	85.12	85.12	18.03	18.03
ZM1000005810	13	26/06/2023	26/06/2033	08/05/2026	7	K118,000.00	K100,437.90	85.12	85.12	18.03	18.03

Disclaimer: This content is prepared from information received by the Commission through third-party reports. The content is indicative and intended for informational purposes only and shall not in any way be deemed to be investment advice, guidance or recommendation of the SEC. Users are responsible for making investment decisions and are advised to obtain independent professional advice before acting on or using this information.