



SECURITIES AND EXCHANGE COMMISSION
Protecting Investors in the Capital Markets

Date

< Tuesday, 12 May 2026 >

K1.1bn

Total Nominal Value

K1.2bn

Total Market Value

30

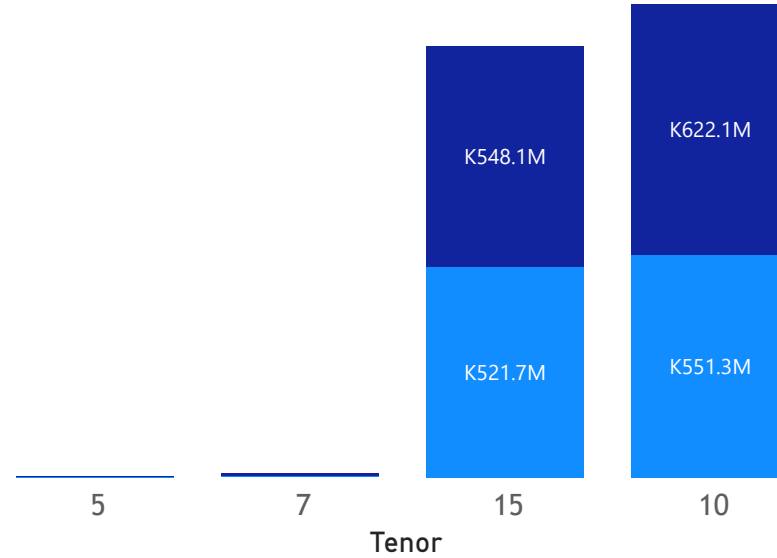
Number of Trades

GRZ Bonds Secondary Market Trade Summary Report

Consideration and Nominal Value

● Nominal Value ● Market Value

Nominal Value and Market Value



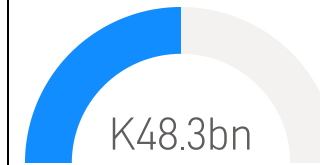
Range of Trade Prices (ZMW)*

Tenor	Min	Max
5	108.87	116.16
7	107.11	121.54
10	93.36	135.16
15	87.59	138.44

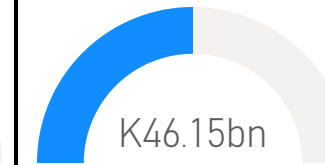
Range of Yields Rates*

Tenor	Min	Max
5	16.00	17.10
7	15.50	16.60
10	14.80	17.60
15	16.60	21.00

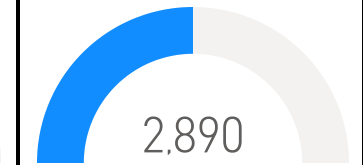
Market Value YTD



Nominal Value YTD

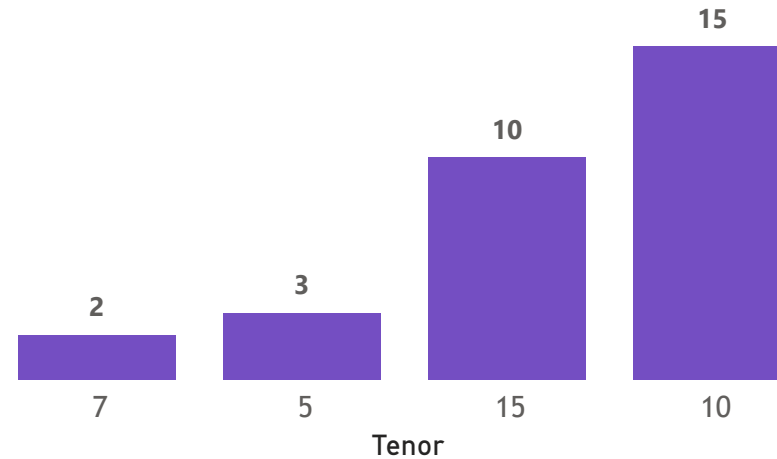


YTD trades



No. of Trades by Tenor

Trades



Primary Market March 2026 Auction

Tenor	Cut- Off Yield Rate	Coupon Rates	Range of Successful Yield Rates
3 Years	14.50	14.50	0.0000 – 14.5000
2 Years	14.25	14.25	10.0000 – 14.2500
10 Years	16.50	16.60	13.0000 – 16.5000
15 Years	17.50	17.50	7.0000 – 17.5000
7 Years	15.80	16.00	9.0000 – 15.8000

*Disclaimer: This content is prepared from information received by the Commission through third-party reports. The range of prices by tenor and range of yields by tenor are based on dealer submissions. The content is indicative and intended for informational purposes only and shall not in any way be deemed to be investment advice, guidance or recommendation of the SEC. Users are responsible for making investment decisions and are advised to obtain independent professional advice before acting on or using this information.

GRZ Bonds Secondary Market Trade Summary Report

ISIN Code	Coupon Rate	Issue Date	Maturity Date	Trade Date/ Valuation Date	Years To Maturity	Nominal Value	Market Value	Min Trade Price	Max Trade Price	Min Yield	Max Yield
ZM1000004383	14	01/06/2020	01/06/2035	05/12/2026	8	K20,000,000.00	K18,775,862.19	87.59	87.59	16.70	16.70
ZM1000007642	16.6	16/02/2026	16/02/2036	05/12/2026	9	K10,100,000.00	K10,534,904.27	104.08	104.56	16.45	16.55
ZM1000007659	17.59	16/02/2026	16/02/2041	07/05/2026	14	K500,000,000.00	K527,179,147.94	104.95	105.76	17.25	17.40
ZM1000006966	19.2	17/03/2025	17/03/2030	05/11/2026	3	K1,500,000.00	K1,676,387.26	108.87	108.87	16.00	16.00
ZM1000007279	18.49	18/08/2025	18/08/2032	05/11/2026	5	K1,000,000.00	K1,112,636.18	107.11	107.11	16.60	16.60
ZM1000007287	19	18/08/2025	18/08/2035	05/11/2026	8	K1,300,000.00	K1,460,832.01	108.10	108.10	17.20	17.20
ZM1000003351	13	18/12/2017	18/12/2027	08/05/2026	1	K45,000,000.00	K46,187,362.60	102.64	102.64	14.80	14.80
ZM1000003351	13	18/12/2017	18/12/2027	12/05/2026	1	K100,000.00	K101,961.48	96.80	96.80	15.30	15.30
ZM1000006842	20.8	20/01/2025	20/01/2030	05/12/2026	3	K8,000.00	K9,289.50	116.16	116.16	17.10	17.10
ZM1000007220	19	21/07/2025	21/07/2035	05/11/2026	8	K500,000.00	K559,493.64	106.17	106.17	17.60	17.60
ZM1000006511	27.25	22/07/2024	22/07/2039	05/11/2026	12	K15,000.00	K21,986.93	138.44	138.44	19.14	19.14
ZM1000005224	14	23/03/2022	23/03/2037	12/05/2026	10	K56,000.00	K49,819.56	88.96	88.96	16.60	16.60
ZM1000004672	13	25/01/2021	25/01/2031	07/05/2026	4	K25,000,000.00	K24,291,689.73	97.17	97.17	15.00	15.00
ZM1000004672	13	25/01/2021	25/01/2031	22/03/2021	9	K25,000,000.00	K24,291,689.73	93.36	93.36	15.00	15.00
ZM1000007584	17.19	26/01/2026	26/01/2036	05/12/2026	9	K7,224,960.00	K8,000,000.26	110.74	110.74	16.00	16.00
ZM1000007048	19	28/04/2025	28/04/2035	05/12/2026	8	K200,125,000.00	K228,289,561.80	113.43	113.85	16.11	16.16
ZM1000007048	19	28/04/2025	28/04/2035	12/05/2026	8	K200,125,000.00	K228,289,561.80	113.85	114.11	16.11	16.16
ZM1000007055	20	28/04/2025	28/04/2040	05/11/2026	13	K50,000.00	K52,789.00	104.92	104.92	18.98	18.98
ZM1000007055	20	28/04/2025	28/04/2040	05/12/2026	13	K300,000.00	K330,893.46	110.30	110.30	18.10	18.10
ZM1000006677	21.5	28/10/2024	28/10/2031	05/12/2026	4	K3,553,000.00	K4,351,929.92	121.54	121.54	15.50	15.50
ZM1000006297	24.97	30/04/2024	30/04/2034	30/04/2024	10	K36,842,000.00	K50,097,321.11	135.16	135.16	16.80	16.80
ZM1000006305	26.5	30/04/2024	30/04/2039	12/05/2026	13	K1,300,000.00	K1,661,000.49	126.90	126.90	21.00	21.00

Disclaimer: This content is prepared from information received by the Commission through third-party reports. The content is indicative and intended for informational purposes only and shall not in any way be deemed to be investment advice, guidance or recommendation of the SEC. Users are responsible for making investment decisions and are advised to obtain independent professional advice before acting on or using this information.