



SECURITIES AND EXCHANGE COMMISSION
Protecting Investors in the Capital Markets

Date

< Monday, 11 May 2026 >

K42.0M

Total Nominal Value

K44.9M

Total Market Value

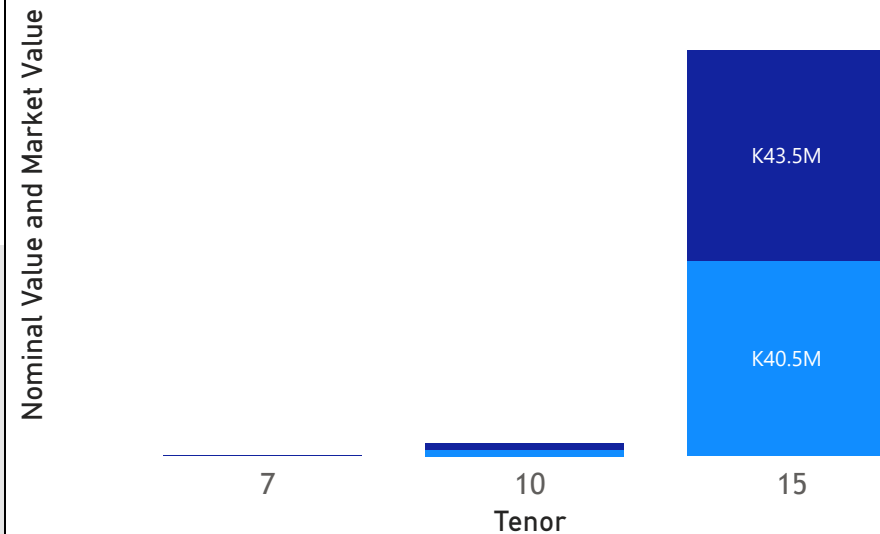
22

Number of Trades

GRZ Bonds Secondary Market Trade Summary Report

Consideration and Nominal Value

● Nominal Value ● Market Value



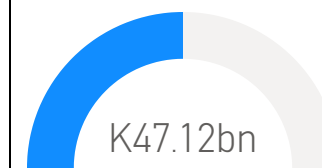
Range of Trade Prices (ZMW)*

Tenor	Min	Max
7	91.26	91.26
10	89.07	93.85
15	88.59	112.00

Range of Yields Rates*

Tenor	Min	Max
7	17.50	17.50
10	16.20	16.20
15	13.55	22.00

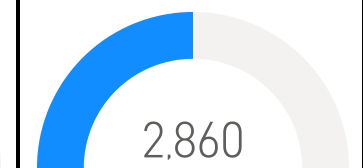
Market Value YTD



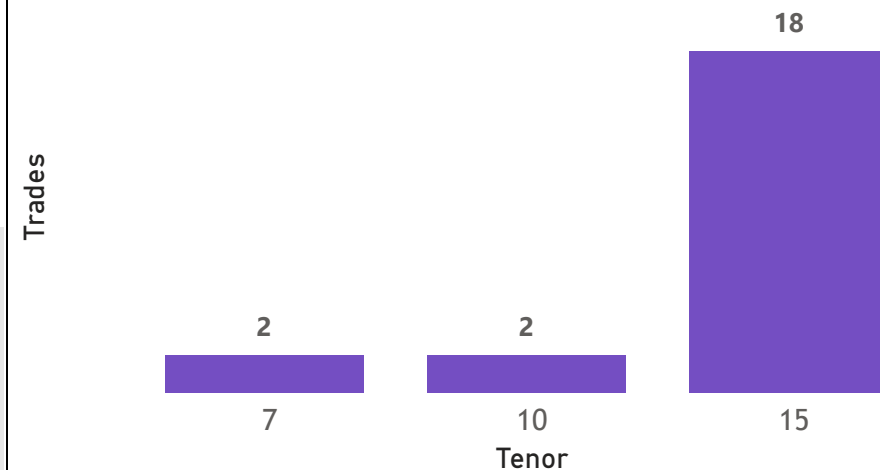
Nominal Value YTD



YTD trades



No. of Trades by Tenor



Primary Market March 2026 Auction

Tenor	Cut- Off Yield Rate	Coupon Rates	Range of Successful Yield Rates
3 Years	14.50	14.50	0.0000 – 14.5000
2 Years	14.25	14.25	10.0000 – 14.2500
10 Years	16.50	16.60	13.0000 – 16.5000
15 Years	17.50	17.50	7.0000 – 17.5000
7 Years	15.80	16.00	9.0000 – 15.8000

*Disclaimer: This content is prepared from information received by the Commission through third-party reports. The range of prices by tenor and range of yields by tenor are based on dealer submissions. The content is indicative and intended for informational purposes only and shall not in any way be deemed to be investment advice, guidance or recommendation of the SEC. Users are responsible for making investment decisions and are advised to obtain independent professional advice before acting on or using this information.

GRZ Bonds Secondary Market Trade Summary Report

ISIN Code	Coupon Rate	Issue Date	Maturity Date	Trade Date/ Valuation Date	Years To Maturity	Nominal Value	Market Value	Min Trade Price	Max Trade Price	Min Yield	Max Yield
ZM1000006990	21.8	17/03/2025	17/03/2040	11/05/2026	13	K100,000.00	K109,085.13	105.80	105.80	22.00	22.00
ZM1000004961	12	20/09/2021	20/09/2028	05/11/2026	1	K150,000.00	K137,047.64	91.26	91.26	17.50	17.50
ZM1000005919	14	21/08/2023	21/08/2038	05/06/2026	12	K1,106,000.00	K999,717.13	90.39	90.39	16.41	16.41
ZM1000005919	14	21/08/2023	21/08/2038	06/05/2026	12	K1,106,000.00	K999,717.13	90.39	90.39	16.41	16.41
ZM1000004748	14	22/03/2021	22/03/2036	05/06/2026	9	K1,058,000.00	K999,277.91	94.45	94.45	15.49	15.49
ZM1000004748	14	22/03/2021	22/03/2036	06/05/2026	9	K1,058,000.00	K999,277.91	94.45	94.45	15.49	15.49
ZM1000007535	18.99	22/12/2025	22/12/2040	06/05/2026	14	K30,000,000.00	K33,599,860.69	112.00	112.00	18.05	18.05
ZM1000004680	14	25/01/2021	25/01/2036	05/06/2026	9	K1,033,000.00	K999,736.92	96.78	96.78	15.46	15.46
ZM1000004680	14	25/01/2021	25/01/2036	06/05/2026	9	K1,033,000.00	K999,736.92	96.78	96.78	15.46	15.46
ZM1000006065	14	26/12/2023	26/12/2038	05/06/2026	12	K1,085,000.00	K999,804.05	92.15	92.15	16.48	16.48
ZM1000006065	14	26/12/2023	26/12/2038	06/05/2026	12	K1,085,000.00	K999,804.05	92.15	92.15	16.48	16.48
ZM1000006065	14	26/12/2023	26/12/2038	11/05/2026	12	K698,000.00	K620,297.94	88.87	88.87	17.20	17.20
ZM1000004854	13	28/06/2021	28/06/2031	06/05/2026	5	K683,000.00	K640,974.35	93.85	93.85	16.20	16.20
ZM1000004854	13	28/06/2021	28/06/2031	28/06/2021	10	K683,000.00	K640,974.35	89.07	89.07	16.20	16.20
ZM1000002262	14	01/09/2014	28/08/2029	05/06/2026	3	K192,000.00	K199,438.55	103.87	103.87	13.55	13.55
ZM1000002262	14	01/09/2014	28/08/2029	06/05/2026	3	K192,000.00	K199,438.55	103.87	103.87	13.55	13.55
ZM1000002262	14	01/09/2014	28/08/2029	11/05/2026	3	K402,793.00	K398,663.56	96.17	96.17	15.50	15.50
ZM1000005760	14	29/05/2023	29/05/2038	05/11/2026	11	K384,000.00	K340,000.18	88.59	88.59	17.59	17.59

Disclaimer: This content is prepared from information received by the Commission through third-party reports. The content is indicative and intended for informational purposes only and shall not in any way be deemed to be investment advice, guidance or recommendation of the SEC. Users are responsible for making investment decisions and are advised to obtain independent professional advice before acting on or using this information.