



SECURITIES AND EXCHANGE COMMISSION
Protecting Investors in the Capital Markets

Date

Wednesday, 20 May 2026

K356.2M

Total Nominal Value

K368.7M

Total Market Value

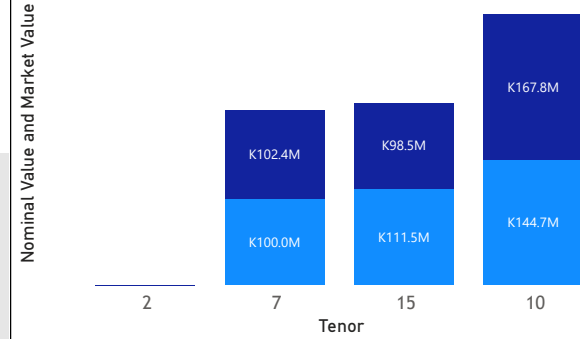
36

Number of Trades

GRZ Bonds Secondary Market Trade Summary Report

Consideration and Nominal Value

● Nominal Value ● Market Value



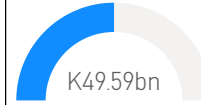
Range of Trade Prices (ZMW)*

Tenor	Min	Max
2	100.22	100.22
7	102.40	102.40
10	84.44	151.99
15	80.12	138.67

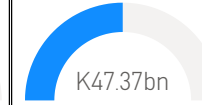
Range of Yields Rates*

Tenor	Min	Max
2	15.25	15.25
7	16.40	16.40
10	16.00	17.65
15	15.20	19.10

Market Value YTD



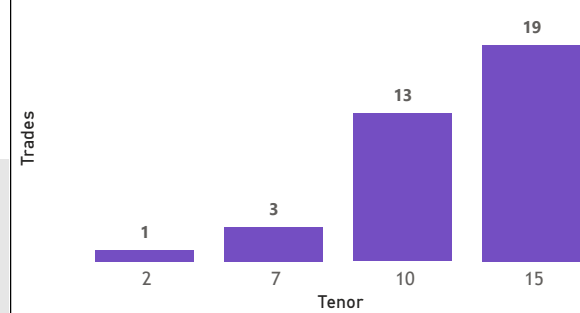
Nominal Value YTD



YTD trades



No. of Trades by Tenor



Primary Market April 2026 Auction

Tenor	Cut- Off Yield Rate	Coupon Rates	Range of Successful Yield Rates
3 Years	14.50	14.50	0.0000 – 14.5000
2 Years	14.25	14.25	10.0000 – 14.2500
10 Years	16.50	16.60	13.0000 – 16.5000
15 Years	17.50	17.50	7.0000 – 17.5000
7 Years	15.80	16.00	9.0000 – 15.8000

*Disclaimer: This content is prepared from information received by the Commission through third-party reports. The range of prices by tenor and range of yields by tenor are based on dealer submissions. The content is indicative and intended for informational purposes only and shall not in any way be deemed to be investment advice, guidance or recommendation of the SEC. Users are responsible for making investment decisions and are advised to obtain independent professional advice before acting on or using this information.



GRZ Bonds Secondary Market Trade Summary Report

ISIN Code	Coupon Rate	Issue Date	Maturity Date	Trade Date/ Valuation Date	Years To Maturity	Nominal Value	Market Value	Min Trade Price	Max Trade Price	Min Yield	Max Yield
ZM1000004383	14	01/06/2020	01/06/2035	20/05/2026	9	K212,000.00	K201,325.68	94.99	94.99	16.50	16.50
ZM1000006560	26.75	02/09/2024	02/09/2034	15/05/2026	8	K20,000,000.00	K30,397,165.21	151.99	151.99	16.35	16.35
ZM1000007634	16	16/02/2026	16/02/2033	15/05/2026	6	K100,000,000.00	K102,399,312.33	102.40	102.40	16.40	16.40
ZM1000006982	21.48	17/03/2025	17/03/2035	15/05/2026	8	K64,540,000.00	K81,581,500.56	126.40	126.40	16.50	16.50
ZM1000006990	21.8	17/03/2025	17/03/2040	20/05/2026	13	K190,188.00	K233,807.02	122.91	122.91	18.00	18.00
ZM1000007295	20.2	18/08/2025	18/08/2040	22/05/2026	14	K108,000.00	K127,027.60	112.47	112.47	17.75	17.75
ZM1000004979	13	20/09/2021	20/09/2031	15/05/2026	5	K162,000.00	K141,804.12	87.53	87.53	17.29	17.29
ZM1000005901	13	21/08/2023	21/08/2033	15/05/2026	7	K2,106,000.00	K1,778,216.84	84.44	84.44	17.65	17.65
ZM1000005919	14	21/08/2023	21/08/2038	15/05/2026	12	K1,230,000.00	K985,531.88	80.12	80.12	18.92	18.92
ZM1000005919	14	21/08/2023	21/08/2038	20/05/2026	12	K107,154,344.00	K94,469,624.61	84.01	96.79	15.20	17.25
ZM1000006511	27.25	22/07/2024	22/07/2039	20/05/2026	13	K40,000.00	K58,992.76	138.67	138.67	19.10	19.10
ZM1000005828	14	26/06/2023	26/06/2038	15/05/2026	12	K950,000.00	K899,311.28	94.66	94.66	16.06	16.06
ZM1000007063	15.5	27/05/2025	27/05/2027	20/05/2026	1	K50,000.00	K53,803.22	100.22	100.22	15.25	15.25
ZM1000005570	13	27/12/2022	27/12/2032	18/05/2026	6	K57,860,000.00	K53,875,220.64	87.98	93.11	16.00	16.00
ZM1000005109	14	27/12/2021	27/12/2036	20/05/2026	10	K1,280,000.00	K1,153,246.56	84.57	84.57	17.20	17.20
ZM1000007055	20	28/04/2025	28/04/2040	20/05/2026	13	K315,000.00	K333,896.47	104.79	104.79	19.00	19.00

Disclaimer: This content is prepared from information received by the Commission through third-party reports. The content is indicative and intended for informational purposes only and shall not in any way be deemed to be investment advice, guidance or recommendation of the SEC. Users are responsible for making investment decisions and are advised to obtain independent professional advice before acting on or using this information.