

Date

Thursday, 9 April 2026

K417.6M
Total Nominal Value

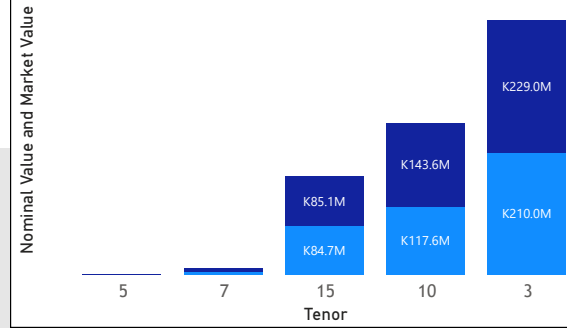
K464.2M
Total Market Value

28
Number of Trades

GRZ Bonds Secondary Market Trade Summary Report

Consideration and Nominal Value

● Nominal Value ● Market Value




Range of Trade Prices (ZMW)*

Tenor	Min	Max
3	108.86	109.32
5	91.94	91.94
7	97.09	124.82
10	83.66	121.97
15	75.63	116.27

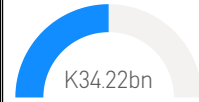
Range of Yields Rates*

Tenor	Min	Max
3	14.75	15.00
5	16.00	16.00
7	15.30	20.00
10	13.00	18.20
15	16.88	21.40

Market Value YTD



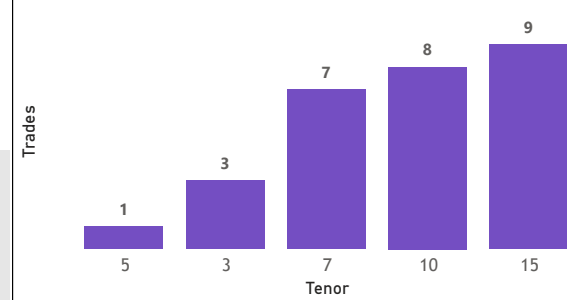
Nominal Value YTD



YTD trades



No. of Trades by Tenor



Primary Market March 2026 Auction

Tenor	Cut- Off Yield Rate	Coupon Rates	Range of Successful Yield Rates
10 Years	16.60	16.60	0.0100 – 16.6000
15 Years	17.59	17.59	10.0000 – 17.5900
3 Years	14.90	14.90	11.0000 – 14.9000
7 Years	16.00	16.00	12.0000 – 16.0000
2 Years	14.50	14.50	5.0000 – 14.5000

*Disclaimer: This content is prepared from information received by the Commission through third-party reports. The range of prices by tenor and range of yields by tenor are based on dealer submissions. The content is indicative and intended for informational purposes only and shall not in any way be deemed to be investment advice, guidance or recommendation of the SEC. Users are responsible for making investment decisions and are advised to obtain independent professional advice before acting on or using this information.

GRZ Bonds Secondary Market Trade Summary Report

ISIN Code	Coupon Rate	Issue Date	Maturity Date	Trade Date/ Valuation Date	Years To Maturity	Nominal Value	Market Value	Min Trade Price	Max Trade Price	Min Yield	Max Yield
ZM1000004383	14	01/06/2020	01/06/2035	09/04/2026	9	K100,000.00	K75,631.79	75.63	75.63	21.40	21.40
ZM1000006594	21.45	01/10/2024	01/10/2027	04/09/2026	1	K210,000,000.00	K228,970,921.51	108.86	109.32	14.75	15.00
ZM1000005679	11	04/03/2023	04/03/2028	09/04/2026	1	K305,000.00	K280,421.34	91.94	91.94	16.00	16.00
ZM1000006925	22.49	16/02/2025	16/02/2035	10/04/2026	8	K86,000,000.00	K107,650,547.12	121.97	121.97	17.50	17.50
ZM1000007659	17.59	16/02/2026	16/02/2041	04/09/2026	14	K83,860,256.00	K84,431,667.29	100.27	103.63	17.40	18.05
ZM1000007279	18.49	18/08/2025	18/08/2032	09/04/2026	6	K501,000.00	K486,416.99	97.09	97.09	20.00	20.00
ZM1000005463	14	19/09/2022	19/09/2037	09/04/2026	11	K231,000.00	K199,443.83	86.34	86.34	16.88	16.88
ZM1000006859	21.5	20/01/2025	20/01/2032	08/04/2026	5	K1,150,000.00	K1,469,832.54	123.16	123.16	15.30	15.30
ZM1000006859	21.5	20/01/2025	20/01/2032	09/04/2026	5	K3,450,000.00	K4,306,256.17	120.17	124.82	16.00	16.00
ZM1000007105	19	27/05/2025	27/05/2035	08/04/2026	9	K30,700,000.00	K35,067,746.62	114.23	114.23	17.36	17.36
ZM1000007410	18.99	27/10/2025	27/10/2040	09/04/2026	14	K94,000.00	K109,291.61	116.27	116.27	17.49	17.49
ZM1000006024	13	27/11/2023	27/11/2033	09/04/2026	7	K240,000.00	K200,777.76	83.66	83.66	18.20	18.20
ZM1000006032	14	27/11/2023	27/11/2038	04/09/2026	12	K368,180.00	K330,180.24	89.73	89.73	17.00	17.00
ZM1000004854	13	28/06/2021	28/06/2031	04/09/2026	4	K348,000.00	K330,179.24	94.85	94.85	15.50	15.50
ZM1000004854	13	28/06/2021	28/06/2031	09/04/2026	5	K299,300.00	K309,292.10	96.51	103.58	13.00	15.00