



SECURITIES AND EXCHANGE COMMISSION  
Protecting Investors in the Capital Markets

Date

Wednesday, 8 April 2026

**K168.1M**

Total Nominal Value

**K174.3M**

Total Market Value

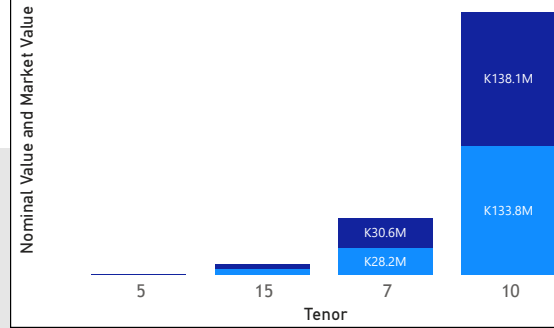
**37**

Number of Trades

# GRZ Bonds Secondary Market Trade Summary Report

## Consideration and Nominal Value

● Nominal Value ● Market Value



## Range of Trade Prices (ZMW)\*

Tenor	Min	Max
5	115.30	115.30
7	92.88	108.68
10	78.60	134.75
15	74.42	147.41

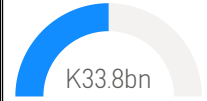
## Range of Yields Rates\*

Tenor	Min	Max
5	17.30	17.30
7	16.40	17.54
10	15.50	19.60
15	15.20	19.60

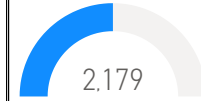
## Market Value YTD



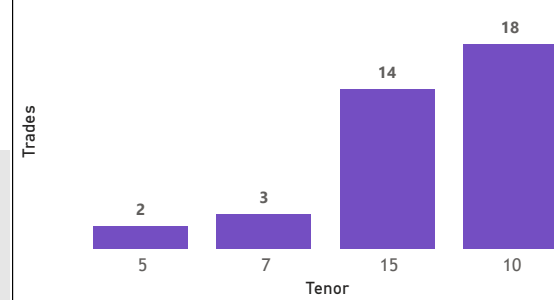
## Nominal Value YTD



## YTD trades



## No. of Trades by Tenor



## Primary Market March 2026 Auction

Tenor	Cut- Off Yield Rate	Coupon Rates	Range of Successful Yield Rates
10 Years	16.60	16.60	0.0100 – 16.6000
15 Years	17.59	17.59	10.0000 – 17.5900
3 Years	14.90	14.90	11.0000 – 14.9000
7 Years	16.00	16.00	12.0000 – 16.0000
2 Years	14.50	14.50	5.0000 – 14.5000

\*Disclaimer: This content is prepared from information received by the Commission through third-party reports. The range of prices by tenor and range of yields by tenor are based on dealer submissions. The content is indicative and intended for informational purposes only and shall not in any way be deemed to be investment advice, guidance or recommendation of the SEC. Users are responsible for making investment decisions and are advised to obtain independent professional advice before acting on or using this information.

# GRZ Bonds Secondary Market Trade Summary Report

ISIN Code	Coupon Rate	Issue Date	Maturity Date	Trade Date/ Valuation Date	Years To Maturity	Nominal Value	Market Value	Min Trade Price	Max Trade Price	Min Yield	Max Yield
ZM1000004383	14	01/06/2020	01/06/2035	08/04/2026	9	K1,435,911.00	K1,311,439.05	86.42	86.42	16.96	16.96
ZM1000006636	27.75	01/10/2024	01/10/2039	04/08/2026	13	K80,000.00	K117,936.92	147.41	147.41	18.30	18.30
ZM1000006560	26.75	02/09/2024	02/09/2034	08/04/2026	8	K25,000.00	K34,366.05	134.75	134.75	18.44	18.44
ZM1000005943	14	02/10/2023	02/10/2038	04/08/2026	12	K94,000.00	K69,944.58	74.42	74.42	19.60	19.60
ZM1000005695	13	04/03/2023	04/03/2033	04/08/2026	6	K40,000.00	K31,497.28	78.60	78.60	18.60	18.60
ZM1000003112	13	05/12/2016	05/12/2026	08/04/2026	0	K464,793.00	K475,891.17	97.97	97.97	16.27	16.27
ZM1000006982	21.48	17/03/2025	17/03/2035	04/08/2026	8	K160,000.00	K174,445.10	109.02	109.02	19.60	19.60
ZM1000003997	13	17/12/2018	17/12/2028	01/04/2026	2	K390,000.00	K369,119.96	94.65	94.65	17.46	17.46
ZM1000005455	13	19/09/2022	19/09/2032	04/08/2026	6	K1,780,702.00	K1,615,278.86	90.71	90.71	15.50	15.50
ZM1000005646	14	20/02/2023	20/02/2038	08/04/2026	11	K699,336.00	K578,859.99	80.97	80.97	17.91	17.91
ZM1000005919	14	21/08/2023	21/08/2038	04/08/2026	12	K1,137,994.00	K1,037,405.62	86.81	95.14	15.20	16.90
ZM1000005612	14	23/01/2023	23/01/2038	08/04/2026	11	K686,113.00	K575,412.78	80.99	80.99	17.91	17.91
ZM1000006784	20.8	23/12/2024	23/12/2029	04/08/2026	3	K500,000.00	K576,451.18	115.30	115.30	17.30	17.30
ZM1000006818	23.5	23/12/2024	23/12/2039	04/08/2026	13	K40,000.00	K50,022.10	125.07	125.07	19.60	19.60
ZM1000004672	13	25/01/2021	25/01/2031	01/04/2026	4	K224,000.00	K200,069.40	89.32	89.32	17.15	17.15
ZM1000004672	13	25/01/2021	25/01/2031	02/04/2026	4	K50,000,000.00	K46,218,700.00	89.84	89.84	16.10	16.10
ZM1000007105	19	27/05/2025	27/05/2035	04/08/2026	8	K30,700,000.00	K35,245,117.34	114.62	115.10	17.20	17.30
ZM1000007337	18.5	29/09/2025	29/09/2032	02/04/2026	6	K28,000,000.00	K30,430,189.81	108.68	108.68	16.40	16.40
ZM1000007345	19	29/09/2025	29/09/2035	02/04/2026	9	K50,000,000.00	K53,780,173.98	107.04	107.56	17.45	17.45
ZM1000005034	12	29/11/2021	29/11/2028	01/04/2026	2	K200,000.00	K185,754.74	92.88	92.88	17.54	17.54
ZM1000005497	14	31/10/2022	31/10/2037	08/04/2026	11	K1,422,232.00	K1,240,632.88	81.13	81.13	17.91	17.91